



**PRAGATI ENGINEERING COLLEGE**  
(AUTONOMOUS)  
**DEPARTMENT OF CSE (DATA SCIENCE)**  
**DATA ANALYTICS CLUB**

**DEPARTMENT OF CSE (DATA SCIENCE)**

**31-05-2024**

**A Report on the Data Analytics Club Activity**

As part of the technical activities under the **Data Analytics Club** of the Department of CSE (Data Science), this event was conducted.

**Name of the Event: TECHNICAL EVENT**

**Title of the Event (Topic): DATA VISUALIZATION USING POWERBI**

**Speaker (Resource Person) of the Event: V. Aswitha (21A31A4433)**

**Date of the Event: 31-05-2024**

**Time of the Event: 9:00 AM TO 10:00 AM**

**Venue of the Event: CSE (Data Science) Department (CF-7)**

A total of 43 students attended this event. All the students have actively participated in the event.

**Brief write-up of the event:**

Today the session is discussed about "Applications of Power BI" concepts based on Power BI to Data Analytics club students. It discussed all these topics with the reference of some daily life examples and they received very well and given us a nice feedback.

Towards the end of the session, some questions were posed concerning the topics that had been discussed, and everyone responded to them in a good manner.

**HIGHLIGHTS AND KEY TAKEAWAYS:**

- Power BI stands out as a versatile and powerful tool for business intelligence and analytics, offering extensive data visualization capabilities, robust data connectivity, and advanced analytical features.
- Strong community support and a wealth of online resources, including tutorials, forums, and official documentation.
- It creates interactive and shareable dashboards with real-time updates.

**POST-EVENT FEEDBACK:**

Feedback received from the attendees is overwhelmingly positive. The clear and informative approach of the speakers was particularly appreciated.







# PRAGATI ENGINEERING COLLEGE (AUTONOMOUS) DEPARTMENT OF CSE (DATA SCIENCE) DATA ANALYTICS CLUB

DEPARTMENT OF CSE (DATA SCIENCE)

## QUESTIONS POSED BY THE STUDENTS:

- What is Power BI, and how does it differ from other business intelligence tools?
- How do you choose the right type of visualization for your data in Power BI?
- What are the steps to publish a report to the Power BI Service?

## PHOTOGRAPHS FROM THE EVENT:



M. G. R. D. S. H  
HoD- R.D.S.H (Data Science)  
PRAGATI ENGINEERING COLLEGE  
SURAMPALAM  
2024

Encl:

Attendance list of Students