

R23

COURSE STRUCTURE AND SYLLABUS

For

B.Tech.

Department of Electrical and Electronics Engineering

(Applicable for 2023-24 admitted batch)



PRAGATI ENGINEERING COLLEGE

(An Autonomous Institution)

ADB Road, Surampalem, Kakinada District, A.P.-533 437

(Approved by AICTE, New Delhi & Permanently Affiliated to JNTUK, Kakinada)(Recognized by UGC under sections 2 (f) and 12 (b) of UGC act, 1956)



Academic Regulations R23

B.Tech. Regular / Honors

PRAGATI ENGINEERING COLLEGE

(An Autonomous Institution)

ADB Road, Surampalem, Kakinada District, A.P.-533 437

(Approved by AICTE, New Delhi & Permanently Affiliated to JNTUK, Kakinada)

(Recognized by UGC under sections 2 (f) and 12 (b) of UGC act, 1956)



B. Tech (Regular-Full time)

(Effective for the students admitted into I year from the Academic Year **2023-24** onwards)

&

B.Tech. (Lateral Entry Scheme)

(Effective for the students admitted into II year through Lateral Entry Scheme from the Academic Year **2024 - 25** onwards)

Academic Regulations (R23) for B. Tech (Regular-Full time)

(Effective for the students admitted into I year from the Academic Year 2023-24 onwards)

1. Award of the Degree

- (a) Award of the B.Tech. Degree / B.Tech. Degree with a Minor if he/she fulfils the following:
 - (i) Pursues a course of study for not less than four academic years and not more than eight academic years. However, for the students availing Gap year facility this period shall be extended by two years at the most and these two years would in addition to the maximum period permitted for graduation (Eight years).
 - (ii) Registers for 160 credits and secures all 160 credits.
- (b) **Award of B.Tech. degree with Honors** if he/she fulfils the following:
 - (i) Student secures additional 15 credits fulfilling all the requisites of a B.Tech. program i.e., 160 credits.
 - (ii) Registering for Honors is optional.
 - (iii) Honors is to be completed simultaneously with B.Tech. programme.

2. Students, who fail to fulfil all the academic requirements for the award of the degree within eight academic years from the year of their admission, shall forfeit their seat in B.Tech. course and their admission stands cancelled. This clause shall be read along with clause 1 a) i).

3. Admissions

Admission to the B. Tech Program shall be made subject to the eligibility, qualifications and specialization prescribed by the A.P. State Government/University and College from time to time. Admissions shall be made either based on the merit rank obtained by the student in the common entrance examination conducted by the A.P. Government/University or any other order of merit approved by the A.P. Government/University, subject to reservations as prescribed by the Government/University from time to time.

4. Program related terms

Credit: A unit by which the course work is measured. It determines the number of hours of instruction required per week. One credit is equivalent to one hour of teaching (Lecture/Tutorial) or two hours of practical work/field work per week.

Credit Definition:

| | |
|---------------------------------|------------|
| 1 Hr. Lecture (L) per week | 1 credit |
| 1 Hr. Tutorial (T) per week | 1 credit |
| 1 Hr. Practical (P) per week | 0.5 credit |
| 2 Hrs. Practical (Lab) per week | 1 credit |

- a) **Academic Year:** Two consecutive (one odd + one even) semesters constitute one academic year.
- b) **Choice Based Credit System (CBCS):** The CBCS provides a choice for students to select from the prescribed courses.

5. Semester/Credits:

- i) A semester comprises 90 working days and an academic year is divided into two semesters.
- ii) The summer term is for eight weeks during summer vacation. Internship/ apprenticeship / work-based vocational education and training can be carried out during the summer term, especially by students who wish to exit after two semesters or four semesters of study.
- iii) Regular courses may also be completed well in advance through MOOCs satisfying prerequisites.

6. Structure of the Undergraduate Programme

All courses offered for the undergraduate program (B. Tech.) are broadly classified as follows:

| S.No. | Category | Breakup of Credits (Total 160) | Percentage of total credits | AICTE Recommendation (%) |
|-------|--|--------------------------------|-----------------------------|--------------------------|
| 1. | Humanities and Social Science including Management (HM) | 13 | 8 % | 8 – 9% |
| 2. | Basic Sciences (BS) | 20 | 13 % | 12 - 16% |
| 3. | Engineering Sciences (ES) | 23.5 | 14% | 10 – 18% |
| 4. | Professional Core (PC) | 54.5 | 34 % | 30 – 36% |
| 5. | Electives – Professional (PE) & Open (OE); Domain Specific Skill Enhancement Courses (SEC) | 33 | 21 % | 19 - 23% |
| 6. | Internships & Project work (PR) | 16 | 10 % | 8 – 11% |
| 7. | Mandatory Courses (MC) | Non-credit | Non-credit | - |

7. Course Classification:

All subjects/ courses offered for the undergraduate programme in Engineering & Technology (B.Tech. degree programmes) are broadly classified as follows:

| S.No. | Broad Course Classification | Course Category | Description |
|-------|-----------------------------|---|--|
| 1. | Foundation Courses | Foundation courses | Includes Mathematics, Physics and Chemistry; fundamental engineering courses; humanities, social sciences and management courses |
| 2. | Core Courses | Professional Core Courses (PC) | Includes subjects related to the parent discipline/department/branch of Engineering |
| 3. | Elective Courses | Professional Elective Courses (PE) | Includes elective subjects related to the parent discipline/department/ branch of Engineering |
| | | Open Elective Courses (OE) | Elective subjects which include interdisciplinary subjects or subjects in an area outside the parent discipline/ department/ branch of Engineering |
| | | Domain specific skill enhancement courses (SEC) | interdisciplinary/job-oriented/domain courses which are relevant to the industry |
| 4. | Project & Internships | Project | B.Tech. Project or Major Project |
| | | Internships | Summer Internships – Community based and Industry Internships; Industry oriented Full Semester Internship |
| 5. | Audit Courses | Mandatory non-credit courses | Covering subjects of developing desired attitude among the learners |

8. Programme Pattern

- Total duration of the of B. Tech (Regular) Programme is four academic years.
- Each academic year of study is divided into two semesters.
- Minimum number of instruction days in each semester is 90 days.
- There shall be mandatory student induction program for freshers, with a three-week duration before the commencement of first semester. Physical activity, Creative Arts, Universal Human Values, Literary, Proficiency Modules, Lectures by Eminent People, Visits to local Areas, Familiarization to Dept./Branch & Innovations etc., are included as per the guidelines issued by AICTE.
- Health/wellness/yoga/sports and NSS /NCC /Scouts & Guides / Community service activities are made mandatory as credit courses for all the undergraduate students.
- Courses like Environmental Sciences, Indian Constitution, Technical Paper Writing & IPR are offered as non-credit mandatory courses for all the undergraduate students.
- Design Thinking for Innovation &Tinkering Laboratories are made mandatory as credit courses for all the undergraduate students.
- Increased flexibility for students through an increase in the elective component of the curriculum, with 05 Professional Elective courses and 04 Open Elective courses.

- ix. Professional Elective Courses, include the elective courses relevant to the chosen specialization/branch. Proper choice of professional elective courses can lead to students specializing in emerging areas within the chosen field of study.
- x. A total of 04 Open Electives are offered in the curriculum. A student can complete the requirement for B.Tech. Degree with a Minor within the 160 credits by opting for the courses offered through various verticals/tracks under Open Electives.
- xi. While choosing the electives, students shall ensure that they do not opt for the courses with syllabus contents similar to courses already pursued.
- xii. A pool of interdisciplinary/job-oriented/domain skill courses which are relevant to the industry are integrated into the curriculum of all disciplines. There shall be 05 skill-oriented courses offered during III to VII semesters. Among the five skill courses, four courses shall focus on the basic and advanced skills related to the domain/interdisciplinary courses and the other shall be a soft skills course.
- xiii. Students shall undergo mandatory summer internships, for a minimum of eight weeks duration at the end of second and third year of the programme. The internship at the end of second year shall be community oriented and industry internship at the end of third year.
- xiv. There shall also be mandatory full internship in the final semester of the programme along with the project work.
- xv. Undergraduate degree with Honors is introduced by the College for the students having good academic record.
- xvi. The College shall take measures to implement Virtual Labs (<https://www.vlab.co.in>) which provide remote access to labs in various disciplines of Engineering and will help student in learning basic and advanced concept through remote experimentation. Student shall be made to work on virtual lab experiments during the regular labs.
- xvii. The College shall assign a faculty advisor/mentor to a group of students from same department to provide guidance in courses registration/career growth/placements/opportunities for higher studies/GATE/other competitive exams etc.
- xviii. Preferably 25% of course work for the theory courses in every semester shall be conducted in the blended mode of learning.

9. Evaluation Process

The performance of a student in each semester shall be evaluated subject wise with a maximum of 100 marks for theory and 100 marks for practical subject. Summer Internships shall be evaluated for 50 marks. Full Internship & Project work in final semester shall be evaluated for 200 marks. Mandatory courses with no credits shall be evaluated for 30 mid semester marks.

A student has to secure not less than 35% of marks in the end examination and a minimum of 40% of marks in the sum total of the mid semester and end examination marks taken together for the theory, practical, design, drawing subject or project etc. In case of a mandatory course, he/she should secure 40% of the total marks.

Theory Courses

| Assessment Method | Marks |
|--------------------------------|------------|
| Continuous Internal Assessment | 30 |
| Semester End Examination | 70 |
| Total | 100 |

- i) For theory subject, the distribution shall be 30 marks for Internal Evaluation and 70 marks for the End-Examination.
- ii) For practical subject, the distribution shall be 30 marks for Internal Evaluation and 70 marks for the End- Examination.
- iii) If any course contains two different branch subjects, the syllabus shall be written in two parts with 3 units each (Part-A and Part-B) and external examination question paper shall be set with two parts each for 35 marks.
- iv) If any subject is having both theory and practical components, they will be evaluated separately as theory subject and practical subject. However, they will be given same subject code with an extension of 'T' for theory subject and 'P' for practical subject.

a) Continuous Internal Evaluation

- i) For theory subjects, during the semester, there shall be two midterm examinations. Each midterm examination shall be evaluated for 30 marks of which 10 marks for objective paper (20 minutes duration), 15 marks for subjective paper (90 minutes duration) and 5 marks for assignment.
- ii) Objective paper shall contain for 05 short answer questions with 2 marks each or maximum of 20 bits for 10 marks. Subjective paper shall contain 3 either or type questions (totally six questions from 1 to 6) of which student has to answer one from each either-or type of questions. Each question carries 10 marks. The marks obtained in the subjective paper are condensed to 15 marks.

Note:

- The objective paper shall be prepared in line with the quality of competitive examinations questions.
 - The subjective paper shall contain 3 either or type questions of equal weightage of 10 marks. Any fraction shall be rounded off to the next higher mark.
 - The objective paper shall be conducted by the respective institution on the day of subjective paper test.
 - Assignments shall be in the form of problems, mini projects, design problems, slip tests, quizzes etc., depending on the course content. It should be continuous assessment throughout the semester and the average marks shall be considered.
- iii) If the student is absent for the mid semester examination, no re-exam shall be conducted and mid semester marks for that examination shall be considered as zero.
 - iv) First midterm examination shall be conducted for I, II units of syllabus with one either or type question from each unit and third either or type question from both the

units. The second midterm examination shall be conducted for III, IV and V units with one either or type question from each unit.

- v) Final mid semester marks shall be arrived at by considering the marks secured by the student in both the mid examinations with 80% weightage given to the better mid exam and 20% to the other.

For Example:

Marks obtained in first mid: 25

Marks obtained in second mid: 20

Final mid semester Marks: $(25 \times 0.8) + (20 \times 0.2) = 24$

If the student is absent for any one midterm examination, the final mid semester marks shall be arrived at by considering 80% weightage to the marks secured by the student in the appeared examination and zero to the other. For Example:

Marks obtained in first mid: Absent

Marks obtained in second mid: 25

Final mid semester Marks: $(25 \times 0.8) + (0 \times 0.2) = 20$

b) End Examination Evaluation:

End examination of theory subjects shall have the following pattern:

- i) There shall be 6 questions and all questions are compulsory.
- ii) Question I shall contain 10 compulsory short answer questions for a total of 20 marks such that each question carries 2 marks.
- iii) There shall be 2 short answer questions from each unit.
 - a) In each of the questions from 2 to 6, there shall be either/or type questions of 10 marks each and may contain sub-questions.
- iv) The questions from 2 to 6 shall be set by covering one unit of the syllabus for each question.

End examination of theory subjects consisting of two parts of different subjects, for

Example: Basic Electrical & Electronics Engineering shall have the following pattern:

- i) Question paper shall be in two parts viz., Part A and Part B with equal weightage of 35 marks each.
- ii) In each part, question 1 shall contain 5 compulsory short answer questions for a total of 5 marks such that each question carries 1 mark.
- iii) In each part, questions from 2 to 4, there shall be either/or type questions of 10 marks each. Student shall answer any one of them.
- iv) The questions from 2 to 4 shall be set by covering one unit of the syllabus for each question.

Practical Courses

| Assessment Method | Marks |
|--------------------------------|------------|
| Continuous Internal Assessment | 30 |
| Semester End Examination | 70 |
| Total | 100 |

- b) For practical courses, there shall be a continuous evaluation during the semester for 30 sessional marks and end examination shall be for 70 marks.
- c) Day-to-day work in the laboratory shall be evaluated for 15 marks by the concerned laboratory teacher based on the record/viva and 15 marks for the internal test.
- d) The end examination shall be evaluated for 70 marks, conducted by the concerned laboratory teacher and a senior expert in the subject from the same department.
 - Procedure: 20 marks
 - Experimental work & Results: 30 marks
 - Viva voce: 20 marks.

In a practical subject consisting of two parts (Eg: Basic Electrical & Electronics Engineering Lab), the end examination shall be conducted for 70 marks as a single laboratory in 3 hours. Mid semester examination shall be evaluated as above for 30 marks in each part and final mid semester marks shall be arrived by considering the average of marks obtained in two parts.

- e) For the subject having design and/or drawing, such as Engineering Drawing, the distribution of marks shall be 30 for mid semester evaluation and 70 for end examination.

| Assessment Method | Marks |
|--------------------------------|------------|
| Continuous Internal Assessment | 30 |
| Semester End Examination | 70 |
| Total | 100 |

Day-to-day work shall be evaluated for 15 marks by the concerned subject teacher based on the reports/submissions prepared in the class. And there shall be two midterm examinations in a semester for duration of 2 hours each for 15 marks with weightage of 80% to better mid marks and 20% for the other. The subjective paper shall contain 3 either or type questions of equal weightage of 5 marks. There shall be no objective paper in mid semester examination. The sum of day-to-day evaluation and the mid semester marks will be the final sessional marks for the subject.

The end examination pattern for Engineering Graphics, shall consists of 5 questions, either/or type, of 14 marks each. There shall be no objective type questions in the end examination. However, the end examination pattern for other subjects related to design/drawing , multiple branches, etc is mentioned along with the syllabus.

- f) There shall be no external examination for mandatory courses with zero credits. However, attendance shall be considered while calculating aggregate attendance and student shall be declared to have passed the mandatory course only when he/she secures 40% or more in the internal examinations. In case, the student fails, a re-

examination shall be conducted for failed candidates for 30 marks satisfying the conditions mentioned in item 1 & 2 of the regulations.

- g) The laboratory records and mid semester test papers shall be preserved for a minimum of 3 years in the respective departments as per the college norms and shall be produced to the Committees of the college as and when the same are asked for.

10. Skill oriented Courses

- i) There shall be five skill-oriented courses offered during III to VII semesters.
- ii) Out of the five skill courses two shall be skill-oriented courses from the same domain. Of the remaining three skill courses, one shall be a soft skill course and the remaining two shall be skill-advanced courses from the same domain/Interdisciplinary/Job oriented.
- iii) The course shall carry 100 marks and shall be evaluated through continuous assessments during the semester for 30 sessional marks and end examination shall be for 70 marks. Day-to-day work in the class / laboratory shall be evaluated for 30 marks by the concerned teacher based on the regularity/assignments/viva/mid semester test. The end examination similar to practical examination pattern shall be conducted by the concerned teacher and an expert in the subject nominated by the principal.
- iv) The Head of the Department shall identify a faculty member as coordinator for the course. A committee consisting of the Head of the Department, coordinator and a senior Faculty member nominated by the Head of the Department shall monitor the evaluation process. The marks/grades shall be assigned to the students by the above committee based on their performance.
- v) The student shall be given an option to choose either the skill courses being offered by the college or to choose a certificate course being offered by industries/Professional bodies or any other accredited bodies. If a student chooses to take a Certificate Course offered by external agencies, the credits shall be awarded to the student upon producing the Course Completion Certificate from the agency. A committee shall be formed at the level of the college to evaluate the grades/marks given for a course by external agencies and convert to the equivalent marks/grades.
- vi) The recommended courses offered by external agencies, conversions and appropriate grades/marks are to be approved by the Principal at the beginning of the semester. The Head of the Department of the respective branch shall forward such proposals to the Principal for approval.
- vii) If a student prefers to take a certificate course offered by external agency, the department shall mark attendance of the student for the remaining courses in that semester excluding the skill course in all the calculations of mandatory attendance requirements upon producing a valid certificate as **approved by the Principal**.

11. Health/wellness/yoga/sports and NSS/NCC/Scouts and Guides/Community service courses are evaluated for a total of 100 marks. A student can select 6 activities of his/her choice with a minimum of 01 activity per unit. Each activity shall be evaluated by the concerned teacher for 15 marks, totalling to 90 marks. A student shall be evaluated by the concerned teacher for 10 marks by conducting viva voce on the subject.

12. Massive Open Online Courses (MOOCs):

A Student has to pursue and complete one course compulsorily through MOOCs approved by the College. A student can pursue courses other than core through MOOCs and it is mandatory to complete one course successfully through MOOCs for awarding the degree. A student is not permitted to register and pursue core courses through MOOCs.

A student shall register for the course (Minimum of either 8 weeks or 12 weeks) offered through MOOCs with the approval of Head of the Department. The Head of the Department shall appoint one mentor to monitor the student's progression. The student needs to earn a certificate by passing the exam. The student shall be awarded the credits assigned in the curriculum only by submission of the certificate. Examination fee, if any, will be borne by the student.

Students who have qualified in the proctored examinations conducted through MOOCs platform can apply for credit transfer as specified and are exempted from appearing internal as well as external examination (for the specified equivalent credit course only) conducted by the College.

Necessary amendments in rules and regulations regarding adoption of MOOC courses would be proposed from time to time.

13. Credit Transfer Policy

Adoption of MOOCs is mandatory, to enable Blended model of teaching-learning as also envisaged in the NEP 2020. As per University Grants Commission (Credit Framework for Online Learning Courses through SWAYAM) Regulation, 2016, the college shall allow up to a maximum of 20% of the total courses being offered in a particular programme i.e., maximum of 32 credits through MOOCs platform.

- i) The college shall offer credit mobility for MOOCs and give the equivalent credit weightage to the students for the credits earned through online learning courses.
- ii) Student registration for the MOOCs shall be only through the respective department of the institution, it is mandatory for the student to share necessary information with the department.
- iii) Credit transfer policy will be applicable to the Professional & Open Elective courses only.
- iv) The concerned department shall identify the courses permitted for credit transfer.
- v) At the beginning of the semester the list of online learning courses eligible for

credit transfer shall be notified by the college.

- vi) A faculty member as a Mentor for each course shall be designated to guide the students from registration till completion of the credit course.
- vii) The college shall ensure no overlap of MOOC exams with that of the end semester examination schedule. In case of delay in results, the college will re-issue the marks sheet for such students.
- viii) Student pursuing courses under MOOCs shall acquire the required credits only after successful completion of the course and submitting a certificate issued by the competent authority along with the percentage of marks and grades.
- ix) Heads of Departments shall submit the following to the examination section of the college:
 - a) List of students who have passed MOOC courses in the current semester along with the certificate of completion.
 - b) Undertaking form filled by the students for credit transfer.
- x) The college shall resolve any issues that may arise in the implementation of this policy from time to time and shall review its credit transfer policy in the light of periodic changes brought by UGC, SWAYAM, NPTEL, University and State Government.

Note: Students shall be permitted to register for MOOCs offered through online platforms approved by the college from time to time.

14. Academic Bank of Credits (ABC)

The College has implemented Academic Bank of Credits (ABC) to promote flexibility in curriculum as per NEP 2020 to

- i. provide option of mobility for learners across the universities of their choice
- ii. provide option to gain the credits through MOOCs from approved digital platforms.
- iii. facilitate award of certificate/diploma/degree in line with the accumulated credits in ABC
- iv. execute Multiple Entry and Exit system with credit count, credit transfer and credit acceptance from students' account.

15. Mandatory Internships

Summer Internships : Two summer internships either onsite or virtual each with a minimum of 08 weeks duration, done at the end of second and third years, respectively are mandatory. It shall be completed in collaboration with local industries, Govt. Organizations, construction agencies, Power projects, software MNCs or any industries in the areas of concerned specialization of the Undergraduate program. One of the two summer internships at the end of second year (Community Service Project) shall be society oriented and shall be completed in collaboration with government organizations/NGOs & others. The other internship at the end of third year is Industry Internship and shall be completed in collaboration with Industries. The student shall register for the internship as per course structure after commencement of academic year. The guidelines issued by the APSCHE / University/College shall be followed for carrying out and evaluation of Community Service Project and Industry Internship.

Evaluation of the summer internships shall be through the departmental committee. A student will be required to submit a summer internship report to the concerned

department and appear for an oral presentation before the departmental committee comprising of Head of the Department, supervisor of the internship and a senior faculty member of the department. A certificate of successful completion from industry shall be included in the report. The report and the oral presentation shall carry 50% weightage each. It shall be evaluated for 50 external marks. There shall be no internal marks for Summer Internship. A student shall secure minimum 40% of marks for successful completion. In case, if a student fails, he/she shall reappear as and when semester supplementary examinations are conducted by the College.

Full Semester Internship and Project work: In the final semester, the student should mandatorily register and undergo internship (onsite/virtual) and in parallel he/she should work on a project with well-defined objectives. At the end of the semester the candidate shall submit an internship completion certificate and a project report. A student shall also be permitted to submit project report on the work carried out during the internship.

The project report shall be evaluated with an external examiner. The total marks for project work 200 marks and distribution shall be 60 marks for internal and 140 marks for external evaluation. The supervisor assesses the student for 30 marks (Report: 15 marks, Seminar: 15 marks). At the end of the semester, all projects shall be showcased at the department for the benefit of all students and staff and the same is to be evaluated by the departmental Project Review Committee consisting of supervisor, a senior faculty and HOD for 30 marks. The external evaluation of Project Work is a Viva-Voce Examination conducted in the presence of internal examiner and external examiner appointed by the Principal and is evaluated for 140 marks.

The college shall facilitate and monitor the student internship programs. Completion of internships is mandatory, if any student fails to complete internship, he/she will not be eligible for the award of degree. In such cases, the student shall repeat and complete the internship.

16. Guidelines for offering a Minor

To promote interdisciplinary knowledge among the students, the students admitted into B.Tech. in a major stream/branch are eligible to obtain degree in Minor in another stream.

- i) The Minor program requires the completion of 12 credits in Minor stream chosen.
- ii) Two courses for 06 credits related to a Minor are to be pursued compulsorily for the minor degree, but maybe waived for students who have done similar/equivalent courses. If waived for a student, then the student must take an extra elective course in its place. It is recommended that students should complete the compulsory courses (or equivalents) before registering for the electives.
- iii) Electives (minimum of 2 courses) to complete a total of 12 credits.

Note: A total of 04 Open Electives are offered in the curriculum. A student can complete the requirement for Minor by opting for the courses offered through various verticals/tracks under Open Electives.

17. Guidelines for offering Honors

The objective of introducing B.Tech. (Hons.) is to facilitate the students to choose

additionally the specialized courses of their choice and build their competence in a specialized area in the UG level. The programme is a best choice for academically excellent students having good academic record and interest towards higher studies and research.

- i) Honors is introduced in the curriculum of all B. Tech. programs offering a major degree and is applicable to all B. Tech (Regular and Lateral Entry) students admitted in Engineering & Technology.
- ii) A student shall earn additional 15 credits for award of B.Tech.(Honors) degree from same branch/department/discipline registered for major degree. This is in addition to the credits essential for obtaining the Undergraduate degree in Major Discipline (i.e., 160 credits).
- iii) A student is permitted to register for Honors in IV semester after the results of III Semester are declared and students may be allowed to take maximum two subjects per semester pertaining to the Honors from V Semester onwards.
- iv) The concerned Head of the Department shall arrange separate class work and timetable of the courses offered under Honors program.
- v) Courses that are used to fulfil the student's primary major may not be double counted towards the Honors. Courses with content substantially equivalent to courses in the student's primary Major may not be counted towards the Honors.
- vi) Students can complete the courses offered under Honors either in the college or in online platforms like SWAYAM with a minimum duration of 12 weeks for a 3-credit course and 8 weeks duration for a 2-credit course satisfying the criteria for credit mobility. If the courses under Honors are offered in conventional mode, then the teaching and evaluation procedure shall be similar to regular B. Tech courses.
- vii) The attendance for the registered courses under Honors and regular courses offered for Major degree in a semester are to be considered separately.
- viii) A student shall maintain an attendance of 75% in all registered courses under Honors to be eligible for attending semester end examinations.
- ix) **A student registered for Honors shall pass in all subjects that constitute the requirement for the Honors degree program.** No class/division (i.e., second class, first class and distinction, etc.) shall be awarded for Honors degree programme.
- x) If a student drops or is terminated from the Honors program, the additional credits so far earned cannot be converted into open or core electives; they will remain extra. However, such students will receive a separate grade sheet mentioning the additional courses completed by them.
- xi) The Honors will be mentioned in the degree certificate as Bachelor of Technology (Honors) in XYZ. For example, B.Tech. (Honors) in Mechanical Engineering

Enrolment into Honors:

- i) Students of a Department/Discipline are eligible to opt for Honors program offered by the same Department/Discipline
- ii) The enrolment of student into Honors is based on the CGPA obtained in the major degree program. CGPA shall be taken up to III semester in case of regular entry students and only III semester in case of lateral entry students. Students having 7 CGPA without any backlog subjects will be permitted to register for

Honors.

- iii) If a student is detained due to lack of attendance either in Major or in Honors, registration shall be cancelled.
- iv) Transfer of credits from Honors to regular B. Tech degree and vice-versa shall not be permitted.
- v) Honors is to be completed simultaneously with a Major degree program.

Registration for Honors:

- i) The eligible and interested students shall apply through the HOD of his/her parent department. The whole process should be completed within one week before the start of every semester. Selected students shall be permitted to register the courses under Honors.
- ii) The selected students shall submit their willingness to the principal through his/her parent department offering Honors. The parent department shall maintain the record of student pursuing the Honors.
- iii) The students enrolled in the Honors courses will be monitored continuously. An advisor/mentor from parent department shall be assigned to a group of students to monitor the progress.
- iv) There is no fee for registration of subjects for Honors program offered in offline at the respective institutions.

18. Attendance Requirements:

- i) A student shall be eligible to appear for the Semester End examinations if he/she acquires a minimum of 40% attendance in each subject and 75% of attendance in aggregate of all the subjects. Condonation of shortage of attendance in aggregate up to 10% (65% and above and below 75%) in each semester may be granted by the College Academic Committee.
- ii) Shortage of Attendance below 65% in aggregate shall in NO CASE be condoned.
- iii) A stipulated fee shall be payable towards condonation of shortage of attendance by the student to the College.
- iv) Students whose shortage of attendance is not condoned in any semester are not eligible to take their end examination of that class and their registration shall stand cancelled.
- v) A student will not be promoted to the next semester unless he satisfies the attendance requirements of the present semester. They may seek readmission for that semester from the date of commencement of class work.
- vi) If any candidate fulfils the attendance requirement in the present semester, he shall not be eligible for readmission into the same class.
- vii) If the learning is carried out in blended mode (both offline & online), then the total attendance of the student shall be calculated considering the offline and online attendance of the student.
- viii) For induction programme attendance shall be maintained as per AICTE norms.

19. Promotion Rules:

The following academic requirements must be satisfied in addition to the attendance requirements mentioned in section 16.

- i) A student shall be promoted from first year to second year if he/she fulfils the minimum attendance requirement as per College norms.
- ii) A student will be promoted from II to III year if he/she fulfils the academic requirement of securing 40% of the credits (any **decimal** fraction should be **rounded off** to **lower** digit) up to in the subjects that have been studied up to III semester.
- iii) A student shall be promoted from III year to IV year if he/she fulfils the academic requirements of securing 40% of the credits (any **decimal** fraction should be **rounded off** to **lower** digit) in the subjects that have been studied up to V semester.

And in case a student is detained for want of credits for a particular academic year by ii) & iii) above, the student may make up the credits through supplementary examinations and only after securing the required credits he/she shall be permitted to join in the V semester or VII semester respectively as the case may be.

- iv) When a student is detained due to lack of credits/shortage of attendance he/she may be re-admitted when the semester is offered after fulfilment of academic regulations. In such case, he/she shall be in the academic regulations into which he/she is readmitted.

20. Grading:

As a measure of the student's performance, a 10-point Absolute Grading System using the following Letter Grades and corresponding percentage of marks shall be followed:

After each course is evaluated, the marks obtained in each course will be converted to a corresponding letter grade as given below, depending on the range in which the % of marks obtained by the student fall.

Structure of Grading of Academic Performance

| Range in which the % of marks in the course fall | Grade | Grade points |
|--|---------------|--------------|
| | | Assigned |
| 90 & above | S (Superior) | 10 |
| 80 – 89 | A (Excellent) | 9 |
| 70 – 79 | B (Very Good) | 8 |
| 60 – 69 | C (Good) | 7 |
| 50 – 59 | D (Average) | 6 |
| 40 – 49 | E (Pass) | 5 |
| < 40 | F (Fail) | 0 |
| Absent | Ab (Absent) | 0 |

- i) A student obtaining Grade 'F' or Grade 'Ab' in a subject shall be considered failed and will be required to reappear for that subject when it is offered the next supplementary examination.
- ii) For non-credit audit courses, "Satisfactory" or "Unsatisfactory" shall be indicated instead of the letter grade and this will not be counted for the computation of SGPA/CGPA/Percentage.

Computation of Semester Grade Point Average (SGPA) and Cumulative Grade Point Average (CGPA):

The Semester Grade Point Average (SGPA) is the ratio of sum of the product of the number of credits with the grade points scored by a student in all the courses taken by a student and the sum of the number of credits of all the courses undergone by a student, i.e.,

$$SGPA = \frac{\sum (C_i \times G_i)}{\sum C_i}$$

where, C_i is the number of credits of the i^{th} subject and G_i is the grade point scored by the student in the i^{th} course.

The Cumulative Grade Point Average (CGPA) will be computed in the same manner considering all the courses undergone by a student over all the semesters of a program, i.e.,

$$CGPA = \frac{\sum (C_i \times S_i)}{\sum C_i}$$

where " S_i " is the SGPA of the i^{th} semester and C_i is the total number of credits up to that semester.

Both SGPA and CGPA shall be rounded off to 2 decimal points and reported in the transcripts.

While computing the SGPA the subjects in which the student is awarded Zero grade points will also be included.

Grade Point: It is a numerical weight allotted to each letter grade on a 10-point scale.

Letter Grade: It is an index of the performance of students in a said course. Grades are denoted by the letters S, A, B, C, D and F.

Award of Class:

After a student has satisfied the requirements prescribed for the completion of the program and is eligible for the award of B. Tech. Degree, he/she shall be placed in one of the following four classes:

| Class Awarded | CGPA Secured |
|------------------------------|------------------|
| First Class with Distinction | ≥ 7.5 |
| First Class | $\geq 6.5 < 7.5$ |
| Second Class | $\geq 5.5 < 6.5$ |
| Pass Class | $\geq 5.0 < 5.5$ |

CGPA to Percentage conversion Formula – $(CGPA - 0.5) \times 10$

21. Withholding of Results

If the candidate has any dues not paid to the college or if any case of indiscipline or malpractice is pending against him/her, the result of the candidate shall be withheld in such cases.

22. Multiple Entry / Exit Option

(a) Exit Policy:

The students can choose to exit the four-year programme at the end of first/second/third year.

- i) **UG Certificate in (Field of study/discipline)** - Programme duration: First year (first two semesters) of the undergraduate programme, 40 credits followed by an additional exit 10-credit bridge course(s) lasting two months, including at least 6-credit job-specific internship/ apprenticeship that would help the candidates acquire job-ready competencies required to enter the workforce.
- ii) **UG Diploma (in Field of study/discipline)** - Programme duration: First two years (first four semesters) of the undergraduate programme, 80 credits followed by an additional exit 10-credit bridge course(s) lasting two months, including at least 6-credit job-specific internship/ apprenticeship that would help the candidates acquire job-ready competencies required to enter the workforce.
- iii) **Bachelor of Science (in Field of study/discipline) i.e., B.Sc. Engineering in (Field of study/discipline)**- Programme duration: First three years (first six semesters) of the undergraduate programme, 120 credits.

(b) Entry Policy:

Modalities on multiple entry by the student into the B.Tech. programme will be provided in due course of time.

Note: The college shall resolve any issues that may arise in the implementation of Multiple Entry and Exit policies from time to time and shall review the policies in the light of periodic changes brought by UGC, AICTE, State government and University.

23. Gap Year Concept:

Gap year concept for Student Entrepreneur in Residence is introduced and outstanding students who wish to pursue entrepreneurship / become entrepreneur are allowed to take a break of one year at any time after II year to pursue full-time entrepreneurship programme to establish startups. This period may be extended to two years at the most and these two years would not be counted for the time for the maximum time for graduation. Head of the department shall forward such proposals submitted by the students to the Principal. An evaluation committee constituted by the College shall evaluate the proposal submitted by the student and the committee shall decide whether to permit the student(s) to avail the Gap Year or not.

24. Transitory Regulations

Discontinued, detained, or failed candidates are eligible for readmission as and when the semester is offered after fulfilment of academic regulations. Candidates who have been detained for want of attendance or not fulfilled academic requirements or who have failed after having undergone the course in earlier regulations or have discontinued and wish to continue the course are eligible for admission into the unfinished semester from the date of commencement of class work with the same or equivalent subjects as and when subjects are offered, subject to Section 2 and they will follow the academic regulations into which they are readmitted.

Candidates who are permitted to avail Gap Year shall be eligible for re-joining into the succeeding year of their B. Tech from the date of commencement of class work, subject to Section 2 and they will follow the academic regulations into which they are readmitted.

25. Minimum Instruction Days for a Semester:

The minimum instruction days including exams for each semester shall be 90 days.

26. Medium of Instruction:

The medium of instruction of the entire B. Tech undergraduate programme in Engineering & Technology (including examinations and project reports) will be in **English** only.

27. Student Transfers:

Student transfers shall be as per the guidelines issued by the Government of Andhra Pradesh, University and College from time to time.

28. General Instructions:

- i. The academic regulations should be read as a whole for purpose of any interpretation.
- ii. Malpractices rules-nature and punishments are appended.
- iii. Where the words “he”, “him”, “his”, occur in the regulations, they also include “she”, “her”, “hers”, respectively.
- iv. In the case of any doubt or ambiguity in the interpretation of the above rules, the decision of the Principal is final.
- v. The college may change or amend the academic regulations or syllabi at any time and the changes or amendments shall be made applicable to all the students on rolls with effect from the dates notified by the College.
- vi. In the case of any doubt or ambiguity in the interpretation of the guidelines given, the decision of the Head of the institution is final.

*** **

ACADEMIC REGULATIONS (R23)

FOR B.TECH. (LATERAL ENTRY SCHEME)

(Effective for the students admitted into II year through Lateral Entry Scheme from the Academic Year 2024-25 onwards)

1. Award of the Degree

- (a) Award of the B.Tech. Degree / B.Tech. Degree with a Minor if he/she fulfils the following:
 - (i) Pursues a course of study for not less than three academic years and not more than six academic years. However, for the students availing Gap year facility this period shall be extended by two years at the most and these two years would in addition to the maximum period permitted for graduation (Six years).
 - (ii) Registers for 120 credits and secures all 120 credits.
- (b) **Award of B.Tech. degree with Honors** if he/she fulfils the following:
 - (i) Student secures additional 15 credits fulfilling all the requisites of a B.Tech. program i.e., 120 credits.
 - (ii) Registering for Honors is optional.
 - (iii) Honors is to be completed simultaneously with B.Tech. programme.

2. Students, who fail to fulfil the requirement for the award of the degree within six consecutive academic years from the year of admission, shall forfeit their seat.

3. Minimum Academic Requirements

The following academic requirements have to be satisfied in addition to the requirements mentioned in item no.2

- i. A student shall be deemed to have satisfied the minimum academic requirements and earned the credits allotted to each theory, practical, design, drawing subject or project if he secures not less than 35% of marks in the end examination and a minimum of 40% of marks in the sum total of the mid semester evaluation and end examination taken together.
- ii. A student shall be promoted from III year to IV year if he/she fulfils the academic requirements of securing 40% of the credits (any decimal fraction should be rounded off to lower digit) in the subjects that have been studied up to V semester.

And in case if student is already detained for want of credits for particular academic year, the student may make up the credits through supplementary exams of the above exams before the commencement of IV year I semester class work of next year.

4. Course Pattern

- i) The entire course of study is three academic years on semester pattern.
- ii) A student eligible to appear for the end examination in a subject but absent at it or has failed in the end examination may appear for that subject at the next supplementary examination offered.
- iii) When a student is detained due to lack of credits/shortage of attendance the student may be re-admitted when the semester is offered after fulfilment of academic regulations, the student shall be in the academic regulations into which he/she is readmitted.

5. All other regulations as applicable for B. Tech. Four-year degree course (Regular) will hold good for B. Tech. (Lateral Entry Scheme).



MALPRACTICE RULES

The rules laid down in the JNTUK R23 regulations will be followed in toto.








Ragging

Prohibition of ragging in Educational Institutions Act 26 of 1997

Salient Features

- ⇒ Ragging within or outside any educational institution is prohibited.
- ⇒ Ragging means doing an act which causes or is likely to cause Insult or Annoyance of Fear or Apprehension or Threat or Intimidation or outrage of modesty or Injury to a student

| | Imprisonment upto | | Fine Upto |
|--|---|---|---------------------|
| Teasing, Embarrassing and Humiliation |  6 Months | + | Rs. 1,000/- |
| Assaulting or Using Criminal force or Criminal intimidation |  1 Year | + | Rs. 2,000/- |
| Wrongfully restraining or confining or causing hurt |  2 Years | + | Rs. 5,000/- |
| Causing grievous hurt, kidnapping or Abducts or rape or committing unnatural offence |  5 Years | + | Rs. 10,000/- |
| Causing death or abetting suicide |  10 Months | + | Rs. 50,000/- |

LET US MAKE PRAGATI RAGGING FREE COLLEGE

Ragging



ABSOLUTELY NO TO RAGGING

1. Ragging is prohibited as per Act 26 of A.P. Legislative Assembly, 1997.
2. Ragging entails heavy fines and/or imprisonment.
3. Ragging invokes suspension and dismissal from the College.
4. Outsiders are prohibited from entering the College and Hostel without permission.
5. Girl students must be in their hostel rooms by 7.00 p.m.
6. All the students must carry their Identity Cards and show them when demanded
7. The Principal and the Wardens may visit the Hostels and inspect the rooms any time.

LET US MAKE PRAGATI RAGGING FREE COLLEGE



PRAGATI ENGINEERING COLLEGE: SURAMPALEM
(Autonomous)
DEPARTMENT ELECTRICAL AND ELECTRONICS ENGINEERING

R23

COURSE STRUCTURE

INDUCTION PROGRAMME

| S.No. | Course Name | Category | L | T | P | Credits |
|-------|---|----------|---|---|---|---------|
| 1 | Physical Activities -- Sports, Yoga and Meditation, Plantation | MC | 0 | 0 | 6 | 0 |
| 2 | Career Counselling | MC | 2 | 0 | 2 | 0 |
| 3 | Orientation to all branches -- career options, tools, etc. | MC | 3 | 0 | 0 | 0 |
| 4 | Orientation on admitted Branch -- corresponding labs, tools and platforms | EC | 2 | 0 | 3 | 0 |
| 5 | Proficiency Modules & Productivity Tools | ES | 2 | 1 | 2 | 0 |
| 6 | Assessment on basic aptitude and mathematical skills | MC | 2 | 0 | 3 | 0 |
| 7 | Remedial Training in Foundation Courses | MC | 2 | 1 | 2 | 0 |
| 8 | Human Values & Professional Ethics | MC | 3 | 0 | 0 | 0 |
| 9 | Communication Skills -- focus on Listening, Speaking, Reading, Writing skills | BS | 2 | 1 | 2 | 0 |
| 10 | Concepts of Programming | ES | 2 | 0 | 2 | 0 |



PRAGATI ENGINEERING COLLEGE: SURAMPALEM

(Autonomous)

R23

DEPARTMENT ELECTRICAL AND ELECTRONICS ENGINEERING

I YEAR – I SEMESTER

[illegible]



PRAGATI ENGINEERING COLLEGE: SURAMPALEM

(Autonomous)

R23

DEPARTMENT ELECTRICAL AND ELECTRONICS ENGINEERING

I YEAR – II SEMESTER

[illegible]



PRAGATI ENGINEERING COLLEGE: SURAMPALEM

(Autonomous)

R23

DEPARTMENT ELECTRICAL AND ELECTRONICS ENGINEERING

II YEAR – I SEMESTER

| Sl. No | Category | Course Code | Course Title | L | T | P | Credits |
|----------------------|--------------------------|-------------|--|-----------|----------|-----------|-----------|
| 1 | BS&H | | Complex Variables & Numerical Methods | 3 | 0 | 0 | 3 |
| 2 | HSMC | | Universal human values understanding harmony and Ethical human conduct | 2 | 1 | 0 | 3 |
| 3 | Engineering Science | | Electromagnetic Field Theory | 3 | 0 | 0 | 3 |
| 4 | Professional Core | | Electrical Circuit Analysis-II | 3 | 0 | 0 | 3 |
| 5 | Professional Core | | DC Machines & Transformers | 3 | 0 | 0 | 3 |
| 6 | Professional Core | | DC Machines & Transformers Laboratory | 0 | 0 | 3 | 1.5 |
| 7 | Professional Core | | Electrical Circuit Analysis-II and Simulation Laboratory | 0 | 0 | 3 | 1.5 |
| 8 | Skill Enhancement Course | | Data Structures Laboratory | 0 | 1 | 2 | 2 |
| 9 | Audit Course | | Environmental Science | 2 | 0 | 0 | - |
| Total Credits | | | | 15 | 2 | 15 | 20 |



PRAGATI ENGINEERING COLLEGE: SURAMPALEM

(Autonomous)

R23

DEPARTMENT ELECTRICAL AND ELECTRONICS ENGINEERING

II YEAR – II SEMESTER

[illegible]

| | | | |
|------------------------|-------------|---------------------------------------|----------|
| Course Category | Humanities | Course Code | 23BE101T |
| Course Type | Theory | L-T-P-C | 2-0-0-2 |
| Prerequisites | LSRW Skills | Continuous Internal Assessment | 30 |
| | | Semester End Examination | 70 |
| | | Total Marks | 100 |

| | |
|----------|---|
| 1 | The main objective of introducing this course, Communicative English, is to facilitate effective listening, Reading, Speaking and Writing skills among the students. |
| 2 | It enhances the same in their comprehending abilities, oral presentations, reporting useful information and providing knowledge of grammatical structures and vocabulary. |
| 3 | This course helps the students to make them effective in speaking and writing skills and to make them industry ready. |

| Upon successful completion of the course, the student will be able to: | | Cognitive Level |
|--|---|-----------------|
| CO1 | Understand the context, topic, and pieces of specific information from social or Transactional dialogues. | K2 |
| CO2 | Apply grammatical structures to formulate sentences and correct word forms. | K3 |
| CO3 | Analyze discourse markers to speak clearly on a specific topic in informal discussions. | K4 |
| CO4 | Evaluate reading / listening texts and to write summaries based on glob | K5 |
| CO5 | Create a coherent paragraph, essay, and resume. | K4 |

| Contribution of Course Outcomes towards achievement of Program Outcomes (1 – Low, 2 - Medium, 3 – High) | | | | | | | | | | | | |
|--|-----|-----|-----|-----|-----|-----|-----|-----|-----|------|------|------|
| CO | PO1 | PO2 | PO3 | PO4 | PO5 | PO6 | PO7 | PO8 | PO9 | PO10 | PO11 | PO12 |
| CO1 | - | - | - | - | - | - | - | - | - | 3 | - | - |
| CO2 | - | - | - | - | - | - | - | - | - | 2 | - | - |
| CO3 | - | - | - | - | - | - | - | - | - | 3 | - | - |
| CO4 | - | - | - | - | - | - | - | - | - | 2 | - | - |
| CO5 | - | - | - | - | - | - | - | - | - | 2 | - | - |

COURSE CONTENT

UNIT I

Lesson: HUMAN VALUES: Gift of Magi (Short Story)

- Listening:** Identifying the topic, the context and specific pieces of information by listening to short audio texts and answering a series of questions.
- Speaking:** Asking and answering general questions on familiar topics such as home, family, work, studies and interests; introducing oneself and others.
- Reading:** Skimming to get the main idea of a text; scanning to look for specific pieces of information.
- Writing:** Mechanics of Writing-Capitalization, Spellings, Punctuation-Parts of Sentences.
- Grammar:** Parts of Speech, Basic Sentence Structures-forming questions.
- Vocabulary:** Synonyms, Antonyms, Affixes (Prefixes/Suffixes), Root words.

UNIT II

Lesson: NATURE: The Brook by Alfred Tennyson (Poem)

- Listening:** Answering a series of questions about main ideas and supporting ideas after listening to audio texts.
- Speaking:** Discussion in pairs/small groups on specific topics followed by short structure talks.
- Reading:** Identifying sequence of ideas; recognizing verbal techniques that help to link the ideas in a paragraph together.
- Writing:** Structure of a paragraph - Paragraph writing (specific topics)
- Grammar:** Cohesive devices - linkers, use of articles and zero article; Prepositions.

Vocabulary: Homonyms, Homophones, Homographs.

UNIT III

Lesson: BIOGRAPHY: Elon Musk

- Listening:** Listening for global comprehension and summarizing what is listened to.
- Speaking:** Discussing specific topics in pairs or small groups and reporting what is discussed.
- Reading:** Reading a text in detail by making basic inferences -recognizing and interpreting specific context clues; strategies to use text clues for comprehension.
- Writing:** Summarizing, Note-making, paraphrasing.
- Grammar:** Verbs - tenses; subject-verb agreement; Compound words, Collocations.
- Vocabulary:** Compound words, Collocations.

UNIT IV

Lesson: INSPIRATION: The Toys of Peace by Saki

- Listening:** Making predictions while listening to conversations/ transactional dialogues without video; listening with video.

Speaking: Role plays for practice of conversational English in academic contexts (formal and informal) - asking for and giving information/directions.

Reading: Studying the use of graphic elements in texts to convey information, reveal trends/patterns/relationships, communicate processes or display complicated data.

Writing: Letter Writing: Official Letters, Resumes

Grammar: Reporting verbs, Direct & Indirect speech, Active & Passive Voice

Vocabulary: Words often confused, Jargons.

UNIT V

Lesson: MOTIVATION: The Power of Intrapersonal Communication (An Essay)

Listening: Identifying key terms, understanding concepts and answering a series of relevant questions that test comprehension.

Speaking: Formal oral presentations on topics from academic contexts.

Reading: Reading comprehension.

Writing: Writing structured essays on specific topics.

Grammar: Editing short texts –identifying and correcting common errors in grammar and usage (articles, prepositions, tenses, subject verb agreement)

Vocabulary: Technical Jargons.

TEXT BOOKS

1. Pathfinder: Communicative English for Undergraduate Students, 1st Edition, OrientBlack Swan, 2023. (Units 1,2 & 3)
2. Empowering with Language by Cengage Publications, 2023 (Units 4 & 5).

REFERENCE BOOKS

1. Dubey, Sham Ji & Co. English for Engineers, Vikas Publishers, 2020
2. Bailey, Stephen. Academic writing: A Handbook for International Students. Routledge, 2014
3. Murphy, Raymond. English Grammar in Use, Fourth Edition, Cambridge University Press, 2019.
4. Lewis, Norman. Word Power Made Easy- The Complete Handbook for Building a Superior Vocabulary. Anchor, 2014.

WEB RESOURCES

1. www.bbc.co.uk/learningenglish
2. <https://dictionary.cambridge.org/grammar/british-grammar/>
3. www.eslpod.com/index.html
4. <https://www.learngrammar.net/>
5. <https://english4today.com/english-grammar-online-with-quizzes/>
6. <https://www.talkenglish.com/grammar/grammar.aspx>

VOCABULARY

1. <https://www.youtube.com/c/DailyVideoVocabulary/videos>
2. https://www.youtube.com/channel/UC4cmBAit8i_NJZE8qK8sfpA

I Year I Semester
LINEAR ALGEBRA AND CALCULUS
(Common to All Branches)

| | | | |
|------------------------|--|--|-----------------|
| Course Category | Basic Sciences | Course Code | 23BM101T |
| Course Type | Theory | L-T-P-C | 3-0-0-3 |
| Prerequisites | Matrix Algebra, Limits, Continuity, Differentiability and integrability | Continuous Internal Assessment Semester End Examination Total Marks | 30 70 100 |

COURSE OBJECTIVES

To equip the students with standard concepts and tools at an intermediate to advanced level mathematics to develop the confidence and ability among the students to handle various real-world problems and their applications.

COURSE OUTCOMES

| Upon successful completion of the course, the student will be able to: | | Cognitive Level |
|--|---|-----------------|
| CO1 | Develop and use of matrix algebra techniques that are needed by engineers for practical applications. | K3 |
| CO2 | Find the Eigen values and Eigen vectors and able to reduce the given quadratic form into canonical form by orthogonal transformation. | K3 |
| CO3 | Utilize mean value theorems to real life problems. | K3 |
| CO4 | Familiarize with functions of several variables which is useful in optimization & learn important tools of calculus in higher dimensions | K3 |
| CO5 | Familiarize with double and triple integrals of functions of several variables in two dimensions using Cartesian and polar coordinates and in three dimensions using cylindrical and spherical coordinates. | K3 |

K1- Remembering, K2- Understanding, K3-Applying, K4- Analyzing, K5- Evaluating, K6- Creating

Contribution of Course Outcomes towards achievement of Program Outcomes
(1 – Low, 2 - Medium, 3 – High)

[illegible]

COURSE CONTENT

UNIT I

Matrices:

Rank of a matrix by echelon form, normal form. Cauchy–Binet formulae (without proof). Inverse of Non- singular matrices by Gauss-Jordan method, **System of linear equations:** Solving system of Homogeneous linear equations and solving Non-Homogeneous linear equations by Gauss elimination method, Gauss Jacobi and Gauss Seidel Iteration Methods.

UNIT II

Eigenvalues, Eigenvectors and Orthogonal Transformation:

Eigenvalues, Eigenvectors and their properties, Cayley-Hamilton Theorem (without proof), finding inverse and power of a matrix by Cayley-Hamilton Theorem, Diagonalization of a matrix, Quadratic forms and Nature of the Quadratic Forms, Reduction of Quadratic form to canonical forms by Orthogonal Transformation.

UNIT III

Calculus:

Mean Value Theorems: Rolle's Theorem, Lagrange's mean value theorem with their geometrical interpretation, Cauchy's mean value theorem, Taylor's and Maclaurin theorems with remainders (without proof), Problems and applications on the above theorems. Taylor's and Maclaurin series.

UNIT IV

Partial differentiation and Applications (Multi variable calculus):

Functions of several variables: Continuity and Differentiability, Partial derivatives, total derivatives, chain rule, Taylor's and Maclaurin's series expansion of functions of two variables. Jacobians, Functional dependence, maxima and minima of functions of two variables, method of Lagrange multipliers.

UNIT V

Multiple Integrals (Multi variable Calculus):

Double integrals, change of order of integration, triple integrals, change of variables to polar, cylindrical and spherical coordinates. Finding areas (by double integrals) and volumes (by double integrals and triple integrals).

TEXT BOOKS

1. Higher Engineering Mathematics, B. S. Grewal, Khanna Publishers, 2017, 44th Edition
2. Advanced Engineering Mathematics, Erwin Kreyszig, John Wiley & Sons, 2018, 10th Edition.

REFERENCE BOOKS

1. Thomas Calculus, George B. Thomas, Maurice D. Weir and Joel Hass, Pearson Publishers, 2018, 14th Edition.
2. Advanced Engineering Mathematics, R. K. Jain and S. R. K. Iyengar, Alpha Science International Ltd., 2021 5th Edition (9th reprint).
3. Advanced Modern Engineering Mathematics, Glyn James, Pearson publishers, 2018, 5th Edition.
4. Advanced Engineering Mathematics, Micheael Greenberg, , Pearson publishers, 9th edition.
5. Higher Engineering Mathematics, H. K Das, Er. Rajnish Verma, S. Chand Publications, 2014, Third Edition (Reprint 2021)
6. Advanced Engineering Mathematics by H. K Dass, S. Chand Publications, 2022, 22nd Edition (Reprint 2022).

WEB RESOURCES

1. https://en.wikipedia.org/wiki/System_of_linear_equations
2. https://en.wikipedia.org/wiki/Eigenvalues_and_eigenvectors
3. <https://www.math.hmc.edu/calculus/tutorials/eigenstuff/>
4. https://en.wikipedia.org/wiki/Quadratic_form
5. <https://en.wikipedia.org/wiki/Calculus>
6. https://en.wikipedia.org/wiki/Partial_derivative
7. https://www.whitman.edu/mathematics/calculus_online/section14.03.html
8. https://en.wikipedia.org/wiki/Multiple_integral
9. <http://tutorial.math.lamar.edu/Classes/CalcIII/MultipleIntegralsIntro.aspx>

I Year I Semester
CHEMISTRY
 (Common to EEE, ECE, CSE(CS) and IT)

| | | | |
|------------------------|----------------|---------------------------------------|----------|
| Course Category | Basic Sciences | Course Code | 23BC102T |
| Course Type | Theory | L-T-P-C | 3-0-0-3 |
| Prerequisites | | Continuous Internal Assessment | 30 |
| | | Semester End Examination | 70 |
| | | Total Marks | 100 |

COURSE OBJECTIVES

| | |
|----------|---|
| 1 | To familiarize chemistry and its applications |
| 2 | To train the students on the principles and applications of electrochemistry and polymers |
| 3 | To introduce instrumental methods and to explain the Green Principles and applications |

COURSE OUTCOMES

| Upon successful completion of the course, the student will be able to: | | Cognitive Level |
|--|---|-----------------|
| CO1 | To introduce the quantum mechanical concepts of measurements for physical systems | K2 |
| CO2 | Apply the principle of Band diagrams in the application of conductors and semiconductors | K2 |
| CO3 | Compare the materials of construction for battery and electrochemical sensors | K2 |
| CO4 | Explain the preparation, properties, and applications of thermoplastics & thermosetting & elastomers conducting polymers. | K3 |
| CO5 | Summarize the concepts of Instrumental methods. | K4 |

K1- Remembering, K2- Understanding, K3-Applying, K4- Analyzing, K5- Evaluating, K6- Creating

Contribution of Course Outcomes towards achievement of Program Outcomes (1 – Low, 2 - Medium, 3 – High)

| CO | PO1 | PO2 | PO3 | PO4 | PO5 | PO6 | PO7 | PO8 | PO9 | PO10 | PO11 | PO12 |
|------------|-----|-----|-----|-----|-----|-----|-----|-----|-----|------|------|------|
| CO1 | 3 | 1 | 2 | 2 | 2 | | 2 | 2 | 1 | 1 | 2 | 2 |
| CO2 | 2 | 2 | 1 | | | 1 | 1 | | | | 1 | |
| CO3 | 1 | 1 | | 1 | 2 | | | | 2 | | 2 | 1 |
| CO4 | 2 | 2 | | 1 | | | 1 | | | 2 | | 1 |
| CO5 | 1 | 1 | 1 | | | | 1 | | | | 2 | 1 |

COURSE CONTENT

UNIT -I

Structure and Bonding Models:

Fundamentals of Quantum mechanics, Schrodinger Wave equation, significance of Ψ and Ψ^2 . Molecular orbital theory – bonding in homo- and hetero nuclear diatomic molecules – energy level diagrams of O₂ and CO, etc. π - molecular orbital of benzene, calculation of bond order.

UNIT - II

Modern Engineering materials

Semiconductors – Introduction, types and applications.

Super Conductors-Introduction, types and applications.

Super capacitors: Introduction, Classification–Applications.

Nano materials: Introduction, classification, properties and applications of Fullerenes, Carbon Nano tubes- Arc-Discharge & Chemical Vapour deposition method and Graphenes Nano particles.

UNIT - III

Electrochemistry and Applications

Electrochemical cell, Nernst equation, cell potential calculations and numerical problems, potentiometry- potentiometric titrations (redox titrations), concept of conductivity, conductivity cell, conductometric titrations (acid-base titrations).

potentiometric sensors with examples. Reference electrodes: Normal Hydrogen Electrode (NHE) and Calomel Electrode. Primary cells – Zinc-air battery, Secondary cells – lithium-ion batteries- working of the batteries including cell reactions; Fuel cells- hydrogen-oxygen fuel cell– working of the cells. Polymer Electrolyte Membrane Fuel cells (PEMFC)

UNIT - IV

Polymer Chemistry

Introduction to polymers, functionality of monomers, chain growth and step growth polymerization, coordination polymerization, with specific examples and mechanisms of polymer formation. Free radical, Cationic and Anionic Mechanisms.

Plastics –Thermo and Thermosetting plastics, Preparation, properties and applications of – PVC, Teflon, Bakelite, Nylon-6,6, Urea-Formaldehyde resin. Elastomers–Buna-S, Buna-N–preparation, properties and applications.

Conducting polymers – Types, Polyacetylene, – Mechanism of conduction and applications. Bio-Degradable polymers - Poly Glycolic Acid (PGA), Polyl Lactic Acid (PLA).

UNIT -V

Instrumental Methods its Applications and Non-conventional energy sources and Green Chemistry

Electromagnetic spectrum. Absorption of radiation: Beer-Lambert's law. UV Visible Spectroscopy electronic transition, Instrumentation, IR spectroscopy, fundamental modes and selection rules, Chromatography-Basic Principles,

Non-conventional energy sources: Solar energy- introduction to PV cell / Solar cell- construction, working and applications. Hydro power plant and Geo-thermal energy.

Green chemistry: Principles and applications.

TEXT BOOKS

1. Jain and Jain, Engineering Chemistry, 16/e, Dhanpat Rai, 2013.
2. Peter Atkins, Julio de Paula and James Keeler, Atkins' Physical Chemistry, 10/e, Oxford University Press, 2010.

REFERENCE BOOKS

1. Skoog and West, Principles of Instrumental Analysis, 6/e, Thomson, 2007.
2. J.D. Lee, Concise Inorganic Chemistry, 5th Edition, Wiley Publications, Feb. 2008
3. Text book of Polymer Science, Fred W. Billmeyer Jr, 3rd Edition

WEB RESOURCES**UNIT -I**

Structure and Bonding Models: <https://archive.nptel.ac.in/courses/104/106/104106096/>

UNIT - II

Modern Engineering materials : <https://nptel.ac.in/courses/118104008>

UNIT - III

Electrochemistry and Applications: <https://archive.nptel.ac.in/courses/113/105/113105102/>

UNIT - IV

Polymer Chemistry: <https://archive.nptel.ac.in/courses/104/105/104105124/>

UNIT -V

Instrumental Methods & Applications: https://onlinecourses.nptel.ac.in/noc22_cy45/preview

I Year I Semester
BASIC CIVIL AND MECHANICAL ENGINEERING
(Common to CE, EEE, ME, ECE, CSE (CS) and IT)

| | | | |
|------------------------|---------------------|---------------------------------------|----------|
| Course Category | Engineering Science | Course Code | 23CM101T |
| Course Type | Theory | L-T-P-C | 3-0-0-3 |
| Prerequisites | | Continuous Internal Assessment | 30 |
| | | Semester End Examination | 70 |
| | | Total Marks | 100 |

PART-A: BASIC CIVIL ENGINEERING

| COURSE OBJECTIVES | |
|--------------------------|---|
| 1 | Get familiarized with the scope and importance of Civil Engineering sub-divisions |
| 2 | Introduce the preliminary concepts of surveying. |
| 3 | Acquire preliminary knowledge on Transportation and its importance in nation's economy. |
| 4 | Get familiarized with the importance of quality, conveyance and storage of water. |
| 5 | Introduction to basic civil engineering materials and construction techniques. |

| COURSE OUTCOMES | | |
|---|---|------------------------|
| Upon successful completion of the course, the student will be able to: | | Cognitive Level |
| CO1 | enlist various basic characteristics and sub-divisions of Civil Engineering, pre-fabricated materials and technology to appreciate their role in ensuring better society. | K2 |
| CO2 | illustrate the concepts of surveying and basics of Foundation Engineering. | K3 |
| CO3 | know the significance of various domains in transportation engineering and be acquainted with types of pavements. Get an overview about Environmental Engineering and Water Resource Engineering. | K3 |

K1- Remembering, K2- Understanding, K3-Applying, K4- Analyzing, K5- Evaluating, K6- Creating

| Contribution of Course Outcomes towards achievement of Program Outcomes (1 – Low, 2 - Medium, 3 – High) | | | | | | | | | | | | |
|--|-----|-----|-----|-----|-----|-----|-----|-----|-----|------|------|------|
| CO | PO1 | PO2 | PO3 | PO4 | PO5 | PO6 | PO7 | PO8 | PO9 | PO10 | PO11 | PO12 |
| CO1 | 2 | - | - | - | - | - | - | - | - | - | - | - |
| CO2 | 1 | 1 | - | - | - | - | - | - | - | - | - | 1 |
| CO3 | 1 | 1 | 1 | - | - | 2 | - | - | 1 | - | - | 1 |

COURSE CONTENT

UNIT I

Basics of Civil Engineering: Role of Civil Engineers in Society- Various Disciplines of Civil Engineering- Structural Engineering- Geo-technical Engineering- Transportation Engineering -Hydraulics and Water Resources Engineering - Environmental Engineering-Scope of each discipline - Building Construction and Planning- Construction Materials-Cement- Aggregate - Bricks-Stones-Sand-Cement Concrete-Steel-Timber. Introduction to Prefabricated construction Techniques.

UNIT II

Surveying: Objectives of Surveying- Horizontal Measurements- Angular Measurements Introduction to Bearings Levelling instruments used for levelling -Simple problems on levelling and bearings-Contour mapping.

Foundations: Types of foundations — Bearing capacity and settlement — Requirement of good foundations.

UNIT III

Transportation Engineering: Importance of Transportation in Nation's economic development- Types of Highway Pavements- Flexible Pavements and Rigid Pavements - Simple Differences. Basics of Harbour, Tunnel, Airport, and Railway Engineering.

Water Resources and Environmental Engineering: Introduction, Sources of water- Quality of water- Specifications- Introduction to Hydrology–Rainwater Harvesting-Water Storage and Conveyance Structures (Simple introduction to Dams and Reservoirs).

TEXT BOOKS

1. Basic Civil Engineering, M.S.Palanisamy, Tata Mcgraw Hill publications (India) Pvt. Ltd. Fourth Edition.
2. Introduction to Civil Engineering, S.S. Bhavikatti, New Age International Publishers. 2022. First Edition.
3. Basic Civil Engineering, Satheesh Gopi, Pearson Publications, 2009, First Edition.

REFERENCE BOOKS

1. Surveying, Vol- I and Vol-II, S.K. Duggal, Tata McGraw Hill Publishers 2019. Fifth Edition.
2. Hydrology and Water Resources Engineering, Santosh Kumar Garg, Khanna Publishers, Delhi. 2016
3. Irrigation Engineering and Hydraulic Structures - Santosh Kumar Garg, Khanna Publishers, Delhi 2023. 38th Edition.
4. Highway Engineering, S.K.Khanna, C.E.G. Justo and Veeraraghavan, Nemchand and Brothers Publications 2019. 10th Edition.
5. Indian Standard DRINKING WATER — SPECIFICATION IS 10500-2012.

WEB RESOURCES

1. <https://nptel.ac.in/courses/105101087>
2. <https://nptel.ac.in/courses/105104101>
3. <https://nptel.ac.in/courses/105104103>

PART – B: BASIC MECHANICAL ENGINEERING

| COURSE OBJECTIVES | |
|-------------------|---|
| 1 | Get familiarized with the scope and importance of Mechanical Engineering in different sectors and industries. |
| 2 | Explain different engineering materials and different manufacturing processes. |
| 3 | Provide an overview of different thermal and mechanical transmission systems and introduce basics of robotics and its applications. |

| COURSE OUTCOMES | | |
|--|--|-----------------|
| Upon successful completion of the course, the student will be able to: | | Cognitive Level |
| CO1 | Understand the different manufacturing processes. | K2 |
| CO2 | Explain the basics of thermal engineering and its applications. | K3 |
| CO3 | Describe the working of different mechanical power transmission systems, power plants and basics of robotics and its applications. | K3 |

K1- Remembering, K2- Understanding, K3-Applying, K4- Analyzing, K5- Evaluating, K6- Creating

| Contribution of Course Outcomes towards achievement of Program Outcomes (1 – Low, 2 - Medium, 3 – High) | | | | | | | | | | | | |
|--|-----|-----|-----|-----|-----|-----|-----|-----|-----|------|------|------|
| CO | PO1 | PO2 | PO3 | PO4 | PO5 | PO6 | PO7 | PO8 | PO9 | PO10 | PO11 | PO12 |
| CO1 | 3 | - | - | - | - | - | - | - | - | - | 2 | - |
| CO2 | 3 | - | - | - | - | - | - | - | - | - | 2 | - |
| CO3 | 3 | - | - | - | - | - | - | - | - | - | 2 | - |

| COURSE CONTENT |
|--|
| UNIT - I Introduction to Mechanical Engineering: Role of Mechanical Engineering in Industries and Society- Technologies in different sectors such as Energy, Manufacturing, Automotive, Aerospace, and Marine sectors. Engineering Materials - Metals-Ferrous and Non-ferrous, Ceramics, Composites, Smart materials. |
| UNIT - II Manufacturing Processes: Principles of Casting, Forming, joining processes, Machining, Introduction to CNC machines, 3D printing, and Smart manufacturing. Thermal Engineering – working principle of Boilers, Otto cycle, Diesel cycle, Refrigeration and air-conditioning cycles, IC engines, 2-Stroke and 4-Stroke engines, SI/CI Engines, Components of Electric and Hybrid Vehicles. |
| UNIT - III Power plants – working principle of Steam, Diesel, Hydro, Nuclear power plants. Mechanical Power Transmission - Belt Drives, Chain, Rope drives, Gear Drives and their applications. Introduction to Robotics - Joints & links, configurations, and applications of robotics. (Note: The subject covers only the basic principles of Civil and Mechanical Engineering systems. The evaluation shall be intended to test only the fundamentals of the subject) |

Textbooks:

1. Internal Combustion Engines by V.Ganesan, By Tata McGraw Hill publications (India) Pvt. Ltd.
2. A Tear book of Theory of Machines by S.S. Rattan, Tata McGraw Hill Publications, (India) Pvt. Ltd.
3. An introduction to Mechanical Engg by Jonathan Wicker and Kemper Lewis, Cengage learning India Pvt. Ltd.

Reference Books:

1. AppuuKuttan KK, Robotics, I.K. International Publishing House Pvt. Ltd. Volume-I.
2. 3D printing & Additive Manufacturing Technology- L. Jyothish Kumar, Pulak M Pandey, Springer publications.
3. Thermal Engineering by Mahesh M Rathore Tata McGraw Hill publications (India) Pvt. Ltd.
4. G. Shanmugam and M.S.Palanisamy, Basic Civil and the Mechanical Engineering, Tata McGraw Hill publications (India) Pvt. Ltd.

Web References:

1. <https://ocw.mit.edu/courses/2-000-how-and-why-machines-work-spring-2002/>
2. <https://ocw.mit.edu/courses/2-008-design-and-manufacturing-ii-spring-2004/>
3. <https://ocw.mit.edu/courses/2-12-introduction-to-robotics-fall-2005/>

I Year I Semester INTRODUCTION TO PROGRAMMING

(Common to All Branches)

| | | | |
|------------------------|---------------------|---------------------------------------|----------|
| Course Category | Engineering Science | Course Code | 23CS101T |
| Course Type | Theory | L-T-P-C | 3-0-0-3 |
| Prerequisites | | Continuous Internal Assessment | 30 |
| | | Semester End Examination | 70 |
| | | Total Marks | 100 |

COURSE OBJECTIVES

| | |
|----------|--|
| 1 | To introduce students to the fundamentals of computer programming. |
| 2 | To provide hands-on experience with coding and debugging. |
| 3 | To foster logical thinking and problem-solving skills using programming. |
| 4 | To familiarize students with programming concepts such as data types, control structures, functions, and arrays. |
| 5 | To encourage collaborative learning and teamwork in coding projects. |

COURSE OUTCOMES

| Upon successful completion of the course, the student will be able to: | | Cognitive Level |
|--|--|-----------------|
| CO1 | Understand basics of computers, the concept of algorithm and algorithmic thinking. | K3 |
| CO2 | Analyze a problem and develop an algorithm to solve it. | K4 |
| CO3 | Implement various algorithms using the C programming language. | K5 |
| CO4 | Understand more advanced features of C language. | K3 |
| CO5 | Develop problem-solving skills and the ability to debug and optimize the code. | K4 |

K1- Remembering, K2- Understanding, K3-Applying, K4- Analyzing, K5- Evaluating, K6- Creating

Contribution of Course Outcomes towards achievement of Program Outcomes (1 – Low, 2 - Medium, 3 – High)

| CO | PO1 | PO2 | PO3 | PO4 | PO5 | PO6 | PO7 | PO8 | PO9 | PO10 | PO11 | PO12 |
|------------|-----|-----|-----|-----|-----|-----|-----|-----|-----|------|------|------|
| CO1 | 3 | 3 | 3 | 3 | 1 | - | - | - | - | - | - | - |
| CO2 | 3 | 3 | 3 | 3 | 1 | - | - | - | - | - | - | - |
| CO3 | 3 | 3 | 3 | 2 | 1 | - | - | - | - | - | - | - |
| CO4 | 2 | 3 | 3 | 3 | 1 | - | - | - | - | - | - | - |
| CO5 | 3 | 3 | 3 | 3 | 1 | - | - | - | - | - | - | - |

COURSE CONTENT

UNIT -I

Introduction to Programming and Problem Solving

History of Computers, Basic organization of a computer: ALU, input-output units, memory, program counter, Introduction to Programming Languages, Basics of a Computer Program- Algorithms, flowcharts (Using Dia Tool), pseudo code. Introduction to Compilation and Execution, Primitive Data Types, Variables and Constants, Basic Input and Output, Operations, Type Conversion and Casting.

Problem solving techniques: Algorithmic approach, characteristics of algorithm, Problem solving strategies: Top-down approach, Bottom-up approach, Time and space complexities of algorithms.

UNIT- II

Control Structures

Simple sequential programs, Conditional Statements (if, if-else, switch), Loops (for, while, do-while) Break and Continue, Programming Examples.

UNIT -III

Arrays and Strings

Arrays indexing, memory model, programs with array of integers, two dimensional arrays, Arrays Applications , Introduction to Strings, String input and output functions, String handling functions.

UNIT -IV

Pointers & User Defined Data types

Pointers, dereferencing and address operators, pointer and address arithmetic, array manipulation using pointers, User-defined data types-Structures and Unions.

UNIT -V

Functions & File Handling

Introduction to Functions, Function Declaration and Definition, Function call Return Types and Arguments, modifying parameters inside functions using pointers, arrays as parameters. Scope and Lifetime of Variables, Storage Classes, Basics of File Handling.

Note: The syllabus is designed with C Language as the fundamental language of implementation.

TEXT BOOKS

1. "The C Programming Language", Brian W. Kernighan and Dennis M. Ritchie, Prentice- Hall, 2005, 2nd Edition
2. Schaum's Outline of Programming with C, Byron S Gottfried, McGraw-Hill Education, 4th edition, 2018

REFERENCE BOOKS

1. Computing fundamentals and C Programming, Balaguruswamy, E., McGraw-Hill Education, 7th Edition, 2017
2. Programming in C, Rema Theraja, Oxford, 2016, 2nd edition
3. C Programming, A Problem Solving Approach, Forouzan, Gilberg, Prasad, CENGAGE, 3rd edition, 2009

WEB RESOURCES

1. <http://nptel.ac.in/courses/106104128/>
2. <http://students.iitk.ac.in/programmingclub/course/#notes>
3. <http://c-faq.com/~scs/cclass/cclass.html>

I Year I Semester
ENGINEERING WORKSHOP
 (Common to CE, EEE, ME, ECE, CSE(CS) and IT)

| | | | |
|------------------------|---------------------|---------------------------------------|-----------|
| Course Category | Engineering Science | Course Code | 23ME102P |
| Course Type | Laboratory | L-T-P-C | 0-0-3-1.5 |
| Prerequisites | | Continuous Internal Assessment | 30 |
| | | Semester End Examination | 70 |
| | | Total Marks | 100 |

COURSE OBJECTIVES

To familiarize students with wood working, sheet metal operations, fitting and electrical house wiring skills

COURSE OUTCOMES

| Upon successful completion of the course, the student will be able to: | | Cognitive Level |
|--|--|-----------------|
| CO1 | Identify workshop tools and their operational capabilities. | K2 |
| CO2 | Practice on manufacturing of components using workshop trades including fitting, carpentry, foundry and welding. | K3 |
| CO3 | Apply knowledge in preparation of pipe joints and practice of Plumbing tools. | K3 |
| CO4 | Apply basic electrical engineering knowledge for House Wiring Practice | K3 |

K1- Remembering, K2- Understanding, K3-Applying, K4- Analyzing, K5- Evaluating, K6- Creating

Contribution of Course Outcomes towards achievement of Program Outcomes (1 – Low, 2 - Medium, 3 – High)

| CO | PO1 | PO2 | PO3 | PO4 | PO5 | PO6 | PO7 | PO8 | PO9 | PO10 | PO11 | PO12 |
|------------|-----|-----|-----|-----|-----|-----|-----|-----|-----|------|------|------|
| CO1 | 3 | - | 3 | 1 | 3 | - | - | - | - | 3 | - | - |
| CO2 | 3 | - | 3 | 1 | 3 | - | - | - | - | 3 | - | - |
| CO3 | 3 | - | 3 | 1 | 3 | - | - | - | - | 3 | - | - |
| CO4 | 3 | - | 3 | 1 | 3 | - | - | - | - | 3 | - | - |

COURSE CONTENT

1. **Demonstration:** Safety practices and precautions to be observed in workshop.

2. **Wood Working:** Familiarity with different types of woods and tools used in wood working and make following joints.

a) Half – Lap joint b) Mortise and Tenon joint c) Corner Dovetail joint or Bridle joint

3. **Sheet Metal Working:** Familiarity with different types of tools used in sheet metal working, Developments of following sheet metal job from GI sheets.

a) Tapered tray b) Conical funnel c) Elbow pipe d) Brazing

4. **Fitting:** Familiarity with different types of tools used in fitting and do the following fitting exercises.

a) V-fit b) Dovetail fit c) Semi-circular fit d) Bicycle tire puncture and change of two-wheeler tire

5. **Electrical Wiring:** Familiarity with different types of basic electrical circuits and make the following connections.

a) Parallel and series b) Two-way switch c) Godown lighting d) Tube light e) Three phase motor f) Soldering of wires

6. **Foundry Trade:** Demonstration and practice on Moulding tools and processes, Preparation of Green Sand Moulds for given Patterns.

7. **Welding Shop:** Demonstration and practice on Arc Welding and Gas welding. Preparation of Lap joint and Butt joint.

8. **Plumbing:** Demonstration and practice of Plumbing tools, Preparation of Pipe joints with coupling for same diameter and with reducer for different diameters.

Note: Minimum of 12 Experiments to be conducted from the above covering all the trades.

Textbooks:

1. Basic Workshop Technology: Manufacturing Process, Felix W.; Independently Published, 2019. Workshop Processes, Practices and Materials; Bruce J. Black, Routledge publishers, 5th Edn. 2015.

2. A Course in Workshop Technology Vol I. & II, B.S. Raghuwanshi, Dhanpath Rai & Co., 2015 & 2017.

Reference Books:

1. Elements of Workshop Technology, Vol. I by S. K. Hajra Choudhury & Others, Media Promoters and Publishers, Mumbai. 2007, 14th edition

2. Workshop Practice by H. S. Bawa, Tata-McGraw Hill, 2004.

3. Wiring Estimating, Costing and Contracting; Soni P.M. & Upadhyay P.A.; Atul Prakashan, 2021-22.

(Common to CE, EEE, ME, ECE, CSE (CS) and IT)

| | | | |
|------------------------|-------------|---------------------------------------|----------|
| Course Category | Humanities | Course Code | 23BE101P |
| Course Type | Laboratory | L-T-P-C | 0-0-2-1 |
| Prerequisites | LSRW Skills | Continuous Internal Assessment | 30 |
| | | Semester End Examination | 70 |
| | | Total Marks | 100 |

| | |
|---|---|
| 1 | The main objective of introducing this course, Communicative English Laboratory, is to expose the students to a variety of self-instructional, learner friendly modes of language learning. |
| 2 | The students will get trained in basic communication skills and also make them ready to face job interviews. |

| Upon successful completion of the course, the student will be able to: | | Cognitive Level |
|--|---|-----------------|
| CO1 | Understand the different aspects of the English language proficiency with emphasison LSRW skills. | K2 |
| CO2 | Apply communication skills through various language learning activities. | K3 |
| CO3 | Analyze the English speech sounds, stress, rhythm, intonation and syllable divisionfor better listening and speaking comprehension. | K4 |
| CO4 | Evaluate and exhibit professionalism in participating in debates and group discussions. | K5 |
| CO5 | Able to present ideas effectively and manage interviews confidently. | K4 |

K1- Remembering, K2- Understanding, K3-Applying, K4- Analyzing, K5- Evaluating, K6- Creating

[illegible]

COURSE CONTENT

UNIT - I

Communication Skills & JAM.
Role Play or Conversational Practice.

UNIT - II

E-mail Writing.
Resume Writing, Cover letter, SOP.

UNIT - III

Vowels & Consonants.
Neutralization/Accent Rules.

UNIT - IV

Group Discussions-methods & practice.
Debates - Methods & Practice.

UNIT - V

PPT Presentations/ Poster Presentation.
Interviews Skills.

Laboratory Manual Lab Book

1. Strengthen Your Steps: A Multi-Model Course in Communication Skills published by Maruti Publications

REFERENCE BOOKS

1. Raman Meenakshi, Sangeeta-Sharma. Technical Communication. Oxford Press.2018.
2. Taylor Grant: English Conversation Practice, Tata McGraw-Hill Education India,2016
3. Hewing's, Martin. Cambridge Academic English (B2). CUP, 2012.
4. J. Sethi & P.V. Dhamija. A Course in Phonetics and Spoken English, (2nd Ed),Kindle, 2013

WEB RESOURCES

Spoken English:

1. www.esl-lab.com
2. www.englishmedialab.com
3. www.englishinteractive.net
4. <https://www.britishcouncil.in/english/online>
5. <http://www.letstalkpodcast.com/>
6. https://www.youtube.com/c/mmmEnglish_Emma/featured
7. <https://www.youtube.com/c/ArnelsEverydayEnglish/featured>
8. <https://www.youtube.com/c/engvidAdam/featured>
9. <https://www.youtube.com/c/EnglishClass101/featured>
10. <https://www.youtube.com/c/SpeakEnglishWithTiffani/playlists>
11. https://www.youtube.com/channel/UCV1h_cBE0Drdx19qkTM0WNw

Voice & Accent:

1. <https://www.youtube.com/user/letstalkaccent/videos>
2. <https://www.youtube.com/c/EngLanguageClub/featured>

3. https://www.youtube.com/channel/UC_OskgZBoS4dAnVUgJVexc
4. https://www.youtube.com/channel/UCNfm92h83W2i2ijc5Xwp_IA

Suggested Software:

1. Walden Infotech
2. Young India Films

I Year I Semester
COMPUTER PROGRAMMING LABORATORY
(Common to All Branches)

| | | | |
|------------------------|---------------------|---------------------------------------|-----------|
| Course Category | Engineering Science | Course Code | 23CS101P |
| Course Type | Laboratory | L-T-P-C | 0-0-3-1.5 |
| Prerequisites | | Continuous Internal Assessment | 30 |
| | | Semester End Examination | 70 |
| | | Total Marks | 100 |

COURSE OBJECTIVES

The course aims to give students hands – on experience and train them on the concepts of the C-programming language.

COURSE OUTCOMES

| Upon successful completion of the course, the student will be able to: | | Cognitive Level |
|--|--|-----------------|
| CO1 | Read, understand, and trace the execution of programs written in C language. | K3 |
| CO2 | Select the right control structure for solving the problem. | K3 |
| CO3 | Develop C programs which utilize memory efficiently using programming constructs like pointers. | K3 |
| CO4 | Develop, Debug and Execute programs to demonstrate the applications of arrays, functions, basic concepts of pointers in C. | K5 |

K1- Remembering, K2- Understanding, K3-Applying, K4- Analyzing, K5- Evaluating, K6- Creating

Contribution of Course Outcomes towards achievement of Program Outcomes (1 – Low, 2 - Medium, 3 – High)

| CO | PO1 | PO2 | PO3 | PO4 | PO5 | PO6 | PO7 | PO8 | PO9 | PO10 | PO11 | PO12 |
|------------|-----|-----|-----|-----|-----|-----|-----|-----|-----|------|------|------|
| CO1 | 3 | 3 | 3 | 3 | 1 | - | - | - | - | - | - | - |
| CO2 | 3 | 3 | 3 | 3 | 1 | - | - | - | - | - | - | - |
| CO3 | 3 | 3 | 3 | 3 | 1 | - | - | - | - | - | - | - |
| CO4 | 3 | 3 | 3 | 3 | 1 | - | - | - | - | - | - | - |

COURSE CONTENT

WEEK 1

Objective: Getting familiar with the programming environment on the computer and writing the first program.

Suggested Experiments/Activities:

Tutorial 1: Problem-solving using Computers.

Lab1: Familiarization with programming environment

- i) Basic Linux environment and its editors like Vi, Vim & Emacs etc.
- ii) Exposure to Turbo C, gcc
- iii) Writing simple programs using printf(), scanf()

WEEK 2

Objective: Getting familiar with how to formally describe a solution to a problem in a series of finite steps both using textual notation and graphic notation.

Suggested Experiments /Activities:

Tutorial 2: Problem-solving using Algorithms and Flow charts.

Lab 2: Converting algorithms/flow charts into C Source code.

Developing the algorithms/flowcharts for the following sample programs

- i) Sum and average of 3 numbers
- ii) Conversion of Fahrenheit to Celsius and vice versa
- iii) Simple interest calculation

WEEK 3

Objective: Learn how to define variables with the desired data-type, initialize them with appropriate values and how arithmetic operators can be used with variables and constants.

Suggested Experiments/Activities:

Tutorial 3: Variable types and type conversions:

Lab 3: Simple computational problems using arithmetic expressions.

- i) Finding the square root of a given number
- ii) Finding compound interest
- iii) Area of a triangle using heron's formulae
- iv) Distance travelled by an object

WEEK 4

Objective: Explore the full scope of expressions, type-compatibility of variables & constants and operators used in the expression and how operator precedence works.

Suggested Experiments/Activities:

Tutorial4: Operators and the precedence and as associativity:

Lab4: Simple computational problems using the operator' precedence and associativity

- i) Evaluate the following expressions.
 - a. $A+B*C+(D*E) + F*G$
 - b. $A/B*C-B+A*D/3$
 - c. $A+++B---A$
 - d. $J= (i++) + (++i)$
- ii) Find the maximum of three numbers using conditional operator
- iii) Take marks of 5 subjects in integers, and find the total, average in float

WEEK 5

Objective: Explore the full scope of different variants of “if construct” namely if-else, null- else, if-else if*-else, switch and nested-if including in what scenario each one of them can be used and how to use them. Explore all relational and logical operators while writing conditionals for “if construct”.

Suggested Experiments/Activities:

Tutorial 5: Branching and logical expressions:

Lab 5: Problems involving if-then-else structures.

- i) Write a C program to find the max and min of four numbers using if-else.
- ii) Write a C program to generate electricity bill.
- iii) Find the roots of the quadratic equation.
- iv) Write a C program to simulate a calculator using switch case.
- v) Write a C program to find the given year is a leap year or not.

WEEK 6

Objective: Explore the full scope of iterative constructs namely while loop, do-while loop and for loop in addition to structured jump constructs like break and continue including when each of these statements is more appropriate to use.

Suggested Experiments/Activities:

Tutorial 6: Loops, while and for loops

Lab 6: Iterative problems e.g., the sum of series

- i) Find the factorial of given number using any loop.
- ii) Find the given number is a prime or not.
- iii) Compute sine and cos series
- iv) Checking a number palindrome
- v) Construct a pyramid of numbers.

WEEK 7

Objective: Explore the full scope of Arrays construct namely defining and initializing 1-D and 2-D and more generically n-D arrays and referencing individual array elements from the defined array. Using integer 1-D arrays, explore search solution linear search.

Suggested Experiments/Activities:

Tutorial 7: 1 D Arrays: searching.

Lab 7: 1D Array manipulation, linear search

- i) Find the min and max of a 1-D integer array.
- ii) Perform linear search on 1D array.
- iii) The reverse of a 1D integer array
- iv) Find 2's complement of the given binary number.
- v) Eliminate duplicate elements in an array.

WEEK 8

Objective: Explore the difference between other arrays and character arrays that can be used as Strings by using null character and get comfortable with string by doing experiments that will reverse a string and concatenate two strings. Explore sorting solution bubble sort using integer arrays.

Suggested Experiments/Activities:

Tutorial 8: 2 D arrays, sorting and Strings.

Lab 8: Matrix problems, String operations, Bubble sort

- i) Addition of two matrices
- ii) Multiplication two matrices
- iii) Sort array elements using bubble sort
- iv) Concatenate two strings without built-in functions
- v) Reverse a string using built-in and without built-in string functions

WEEK 9

Objective: Explore pointers to manage a dynamic array of integers, including memory allocation & value initialization, resizing changing and reordering the contents of an array and memory deallocation using malloc (), calloc (), realloc () and free () functions. Gain experience processing command-line arguments received by C

Suggested Experiments/Activities:

Tutorial 9: Pointers, structures and dynamic memory allocation

Lab 9: Pointers and structures, memory dereference.

- i) Write a C program to find the sum of a 1D array using malloc()
- ii) Write a C program to find the total, average of n students using structures
- iii) Enter n students data using calloc() and display failed students list
- iv) Read student name and marks from the command line and display the student details alongwith the total.
- v) Write a C program to implement realloc()

WEEK 10

Objective: Experiment with C Structures, Unions, bit fields and self-referential structures (Singlylinked lists) and nested structures

Suggested Experiments/Activities:

Tutorial 10: Bitfields, Self-Referential Structures, Linked lists

Lab10 : Bitfields, linked lists

- i) Read and print a date using dd/mm/yyyy format using bit-fields and differentiate the same without using bit- fields
- i) Create and display a singly linked list using self-referential structure.
- ii) Demonstrate the differences between structures and unions using a C program.
- iii) Write a C program to shift/rotate using bitfields.
- iv) Write a C program to copy one structure variable to another structure of the same type.

WEEK 11

Objective: Explore the Functions, sub-routines, scope and extent of variables, doing some experiments by parameter passing using call by value. Basic methods of numerical integration

Suggested Experiments/Activities:

Tutorial 11: Functions, call by value, scope and extent,

Lab 11: Simple functions using call by value, solving differential equations using Eulers theorem.

- i) Write a C function to calculate NCR value.
- ii) Write a C function to find the length of a string.
- iii) Write a C function to transpose of a matrix.
- iv) Write a C function to demonstrate numerical integration of differential equations using Euler's method

WEEK 12

Objective: Explore how recursive solutions can be programmed by writing recursive functions that can be invoked from the main by programming at-least five distinct problems that have naturally recursive solutions.

Suggested Experiments/Activities:

Tutorial 12: Recursion, the structure of recursive calls

Lab 12: Recursive functions

- i) Write a recursive function to generate Fibonacci series.
- ii) Write a recursive function to find the lcm of two numbers.
- iii) Write a recursive function to find the factorial of a number.
- iv) Write a C Program to implement Ackermann function using recursion.
- v) Write a recursive function to find the sum of series.

WEEK 13

Objective: Explore the basic difference between normal and pointer variables, Arithmetic operations using pointers and passing variables to functions using pointers

Suggested Experiments/Activities:

Tutorial 13: Call by reference, dangling pointers

Lab 13: Simple functions using Call by reference, Dangling pointers.

- i) Write a C program to swap two numbers using call by reference.
- ii) Demonstrate Dangling pointer problem using a C program.
- iii) Write a C program to copy one string into another using pointer.
- iv) Write a C program to find no of lowercase, uppercase, digits and other characters using pointers.

WEEK 14

Objective: To understand data files and file handling with various file I/O functions.

Explore the differences between text and binary files.

Suggested Experiments/Activities:

Tutorial 14: File handling

Lab 14: File operations

- i) Write a C program to write and read text into a file.
- ii) Write a C program to write and read text into a binary file using fread() and fwrite()
- iii) Copy the contents of one file to another file.
- iv) Write a C program to merge two files into the third file using command-line arguments.
- v) Find no. of lines, words and characters in a file
- vi) Write a C program to print last n characters of a given file.

TEXT BOOKS

1. Ajay Mittal, Programming in C: A practical approach, Pearson.
2. Byron Gottfried, Schaum's Outline of Programming with C, McGraw Hill

REFERENCE BOOKS

1. Brian W. Kernighan and Dennis M. Ritchie, The C Programming Language, Prentice-Hall of India
2. C Programming, A Problem-Solving Approach, Forouzan, Gilberg, Prasad, CENGAGE

WEB RESOURCES

1. https://www.researchgate.net/publication/322908864_C_Programming_Lab_Manual
2. <https://www.javatpoint.com/c-programs>

I Year I Semester
CHEMISTRY LABORATORY
 (Common to EEE, ECE, CSE (CS) and IT)

| | | | |
|------------------------|----------------|---------------------------------------|----------|
| Course Category | Basic Sciences | Course Code | 23BC102P |
| Course Type | Laboratory | L-T-P-C | 0-0-2-1 |
| Prerequisites | | Continuous Internal Assessment | 30 |
| | | Semester End Examination | 70 |
| | | Total Marks | 100 |

| |
|---|
| COURSE OBJECTIVES |
| Verify the fundamental concepts with experiments. |

| COURSE OUTCOMES | | |
|---|---|------------------------|
| Upon successful completion of the course, the student will be able to: | | Cognitive Level |
| CO1 | Determine the cell constant and conductance of solutions. | K3 |
| CO2 | Prepare advanced polymer Bakelite materials. | K2 |
| CO3 | Estimate the given amount of dissolved compounds in a solution by using volumetric analysis and preparation of Nano particles | K3 |
| CO4 | Analyze the IR spectra of some organic compounds. | K4 |
| CO5 | Determine the concentration of different metal ions present in water by complexometric titrations. | K2 |

K1- Remembering, K2- Understanding, K3-Applying, K4- Analyzing, K5- Evaluating, K6- Creating

| Contribution of Course Outcomes towards achievement of Program Outcomes (1 – Low, 2 - Medium, 3 – High) | | | | | | | | | | | | |
|---|-----|-----|-----|-----|-----|-----|-----|-----|-----|------|------|------|
| CO | PO1 | PO2 | PO3 | PO4 | PO5 | PO6 | PO7 | PO8 | PO9 | PO10 | PO11 | PO12 |
| CO1 | 3 | 3 | | | | | | 2 | | | | |
| CO2 | 2 | 3 | 2 | | | | | 2 | | | | |
| CO3 | 2 | 3 | 3 | 2 | | | | 2 | | | | |
| CO4 | 2 | 2 | 2 | 1 | | | | 2 | | | | |
| CO5 | 2 | 2 | 2 | | | | | 2 | | | | |

List of Experiments:

1. Determination of Hardness of a groundwater sample
2. Conduct metric titration of strong acid vs. strong base
3. Conduct metric titration of weak acid vs. strong base
4. Preparation of Nano particles. (Cu/Zn)
5. Determination of Vitamin-C
6. Estimation of KMnO_4 by using standard oxalic acid solution
7. Preparation of Phenol-formaldehyde resin (Bakelite)
8. Determination of total alkalinity of given sample of water
9. Wavelength measurement of sample through UV-Visible Spectroscopy
10. Identification of simple organic compounds by IR
11. Preparation of nano materials by precipitation method
12. Estimation of Ferrous Iron by Dichrometry

Reference:

"Vogel's Quantitative Chemical Analysis 6th Edition 6th Edition" Pearson Publications by J. Mendham, R.C. Denney, J.D. Barnes and B. Sivasankar

I Year I Semester
HEALTH AND WELLNESS, YOGA AND SPORTS
 (Common to CE, EEE, ME, ECE, CSE(CS) and IT)

| | | | |
|------------------------|------------|------------------------------|-----------|
| Course Category | Humanities | Course Code | 23MH101P |
| Course Type | Theory | L-T-P-C | 0-0-1-0.5 |
| Prerequisites | | Continuous Evaluation | 90 |
| | | Viva Voce | 10 |
| | | Total Marks | 100 |

COURSE OBJECTIVES

The main objective of introducing this course is to make the students maintain their mental and physical wellness by balancing emotions in their life. It mainly enhances the essential traits required for the development of the personality.

COURSE OUTCOMES

| Upon successful completion of the course, the student will be able to: | | |
|--|---|--|
| CO1 | Understand the importance of yoga and sports for Physical fitness and sound health. | |
| CO2 | Demonstrate an understanding of health-related fitness components. | |
| CO3 | Compare and contrast various activities that help enhance their health. | |
| CO4 | Assess current personal fitness levels. | |
| CO5 | Develop Positive Personality | |

Contribution of Course Outcomes towards achievement of Program Outcomes (1 – Low, 2 - Medium, 3 – High)

| CO | PO1 | PO2 | PO3 | PO4 | PO5 | PO6 | PO7 | PO8 | PO9 | PO10 | PO11 | PO12 |
|------------|-----|-----|-----|-----|-----|-----|-----|-----|-----|------|------|------|
| CO1 | | | | | | 1 | | 1 | | | | 3 |
| CO2 | | | | | | 1 | 1 | | | | | 3 |
| CO3 | | | | | | 1 | | | | | | 3 |
| CO4 | | | | | | 1 | | | | | | 3 |
| CO5 | | | | | | 1 | | 1 | | | | 3 |

COURSE CONTENT

UNIT – I

Concept of health and fitness, Nutrition and Balanced diet, basic concept of immunity Relationship between diet and fitness, Globalization and its impact on health, Body Mass Index (BMI) of all age groups.

Activities:

- i) Organizing health awareness programmes in community
- ii) Preparation of health profile
- iii) Preparation of chart for balance diet for all age groups

UNIT – II

Concept of yoga, need for and importance of yoga, origin and history of yoga in Indian context, classification of yoga, Physiological effects of Asanas- Pranayama and meditation, stress management and yoga, Mental health and yoga practice.

Activities:

Yoga practices Asana, Kriya, Mudra, Bandha, Dhyana, Surya Namaskar

UNIT – III

Concept of Sports and fitness, importance, fitness components, history of sports, Ancient and Modern Olympics, Asian games and Commonwealth games.

Activities:

- i) Participation in one major game and one individual sport viz., Athletics, Volleyball, Basketball, Handball, Football, Badminton, Kabaddi, Kho-kho, Table tennis, Cricket etc.
Practicing general and specific warm up, aerobics
- ii) Practicing cardiorespiratory fitness, treadmill, run test, 9 min walk, skipping and running.

Reference Books:

1. Gordon Edlin, Eric Golanty. Health and Wellness, 14th Edn. Jones & Bartlett Learning, 2022
2. T.K.V.Desikachar. The Heart of Yoga: Developing a Personal Practice
3. Archie J.Bahm. Yoga Sutras of Patanjali, Jain Publishing Company, 1993
4. Wiseman, John Lofty, SAS Survival Handbook: The Ultimate Guide to Surviving Anywhere Third Edition, William Morrow Paperbacks, 2014
5. The Sports Rules Book/ Human Kinetics with Thomas Hanlon. -- 3rd ed. Human Kinetics, Inc.2014

General Guidelines:

1. Institutes must assign slots in the Timetable for the activities of Health/Sports/Yoga.
2. Institutes must provide field/facility and offer the minimum of five choices of as many as Games/Sports.
3. Institutes are required to provide sports instructor / yoga teacher to mentor the students.

Evaluation Guidelines:

- Evaluated for a total of 100 marks.
- A student can select 6 activities of his/her choice with a minimum of 01 activity per unit. Each activity shall be evaluated by the concerned teacher for 15 marks, totalling to 90 marks.
- A student shall be evaluated by the concerned teacher for 10 marks by conducting viva voce on the subject.

[illegible]

COURSE CONTENT

UNIT - I

WAVE OPTICS

Interference: Introduction - Principle of superposition –Interference of light - Interference in thin films (Reflection Geometry) & applications - Colours in thin films- Newton's Rings, Determination of wavelength and refractive index.

Diffraction: Introduction - Fresnel and Fraunhofer diffractions - Fraunhofer diffraction due to single slit, double slit & N-slits (Qualitative) – Diffraction Grating - Dispersive power and resolving power of Grating (Qualitative).

UNIT - II

CRYSTALLOGRAPHY AND X-RAY DIFFRACTION

Crystallography: Space lattice, Basis, Unit Cell and lattice parameters – Bravais Lattices – crystal systems (3D) – coordination number - packing fraction of SC, BCC & FCC - Miller indices – separation between successive (hkl) planes.

X - ray diffraction: Bragg's law - X-ray Diffractometer – crystal structure determination by Laue's and powder methods

UNIT - III

DIELECTRIC AND MAGNETIC MATERIALS

Dielectric Materials: Introduction - Dielectric polarization - Dielectric polarizability, Susceptibility, Dielectric constant and Displacement Vector – Relation between the electric vectors - Types of polarizations- Electronic (Quantitative), Ionic (Quantitative) and Orientation polarizations (Qualitative) - Lorentz internal field - Clausius- Mossotti equation - complex dielectric constant – Frequency dependence of polarization – dielectric loss

Magnetic Materials: Introduction - Magnetic dipole moment - Magnetization-Magnetic susceptibility and permeability – Atomic origin of magnetism - Classification of magnetic materials: Dia, para, Ferro, anti-ferro & Ferri magnetic materials - Domain concept for Ferromagnetism & Domain walls (Qualitative) - Hysteresis - soft and hard magnetic materials.

UNIT - IV

QUANTUM MECHANICS AND FREE ELECTRON THEORY

Quantum Mechanics: Introduction-Dual nature of matter – Heisenberg's Uncertainty Principle – Significance and properties of wave function – Schrodinger's time independent and dependent wave equations– Particle in a one-dimensional infinite potential well.

Free Electron Theory: Introduction-Classical free electron theory (Qualitative with discussion of merits and demerits) – Quantum free electron theory – electrical conductivity based on quantum free electron theory - Fermi-Dirac distribution - Density of states - Fermi energy

UNIT - V

BAND THEORY OF SOLIDS & SEMICONDUCTOR PHYSICS

BAND THEORY OF SOLIDS

Bloch's Theorem(Qualitative)-Kronig Penny Model(Qualitative)-E vs K diagram-V vs K diagram, Effective mass of electron- Classification of Crystalline Solids-Concept of hole

SEMICONDUCTOR PHYSICS

Semiconductors: Introduction-Formation of energy bands – classification of crystalline solids - Intrinsic semiconductors: Density of charge carriers – Electrical conductivity – Fermi level – Extrinsic semiconductors: density of charge carriers – dependence of Fermi energy on carrier concentration and temperature - Drift and diffusion currents – Einstein's equation – Hall effect and its applications.

TEXT BOOKS

“A Text book of Engineering Physics”by M.N.Avadhanulu, P.G.Kshirsagar -S.Chand Publications,

“Engineering Physics” by Tirupati Naidu & Veeranjanyalu, V G S Publishers

“Engineering Physics” by P.K Palanisamy, Sci Tech Publication

REFERENCE BOOKS

Kittel Introduction to Solid state Physics-Charles Kittel, Wiley India Edition

Solid State Physics, A J Dekker, I Edition, Macmillan Publishers India Private Limited

“Engineering Physics” by M.R.Srinivasan, New Age international publishers.

“Solid State Physics” by S O Pilai., - New age International Publishers

WEB RESOURCES

Web Resources: <https://www.loc.gov/rr/scitech/selected-internet/physics.html>

Unit I: <https://nptel.ac.in/courses/122/107/122107035/#>

Unit II: <https://nptel.ac.in/courses/113/104/113104014/>

Unit III: <https://nptel.ac.in/courses/113/104/113104090/>
<https://youtu.be/DDLjK1ODeg>

Unit IV : <https://study.com/academy/lesson/the-de-broglie-hypothesis-definition-significance.html>

<https://nptel.ac.in/courses/115/101/115101107/>

<https://nptel.ac.in/courses/115/105/115105122/>

Unit V : https://www.electronics-tutorials.ws/diode/diode_1.html

<https://nptel.ac.in/courses/115/105/115105099/>

<https://nptel.ac.in/courses/108/108/108108122/>

I Year II Semester
MATHEMATICS – I
(Common to All Branches)

| | | | |
|------------------------|---|--|----------|
| Course Category | Basic Sciences | Course Code | 23BM201T |
| Course Type | Theory | L-T-P-C | 3-0-0-3 |
| Prerequisites | Differentiation, Integration and Partial Differentiation. Differential Equations (Variable Separable) | Continuous Internal Assessment 30 Semester End Examination 70 Total Marks 100 | |

COURSE OBJECTIVES

| | |
|---|---|
| 1 | To enlighten the learners in the concept of differential equations and multivariable calculus |
| 2 | To familiarize the students with the foundations of line, surface and volume integrals. |

COURSE OUTCOMES

| Upon successful completion of the course, the student will be able to: | | Cognitive Level |
|--|--|-----------------|
| CO1 | Solve the first order differential equations related to various engineering fields. | K3 |
| CO2 | Solve the higher order differential equations to various engineering fields. | K3 |
| CO3 | Identify solution methods for partial differential equations that model physical processes. | K3 |
| CO4 | Interpret the physical meaning of different operators such as gradient, curl and divergence. | K3 |
| CO5 | Estimate the work done against a field, circulation and flux using vector calculus. | K3 |

K1- Remembering, K2- Understanding, K3-Applying, K4- Analyzing, K5- Evaluating, K6- Creating

Contribution of Course Outcomes towards achievement of Program Outcomes
(1 – Low, 2 - Medium, 3 – High)

[illegible]

COURSE CONTENT

UNIT I

Differential equations of first order and first degree:

Linear differential equations – Bernoulli's equations- Exact equations and equations reducible to exact form. **Applications:** Newton's Law of cooling – Law of natural growth and decay- Electrical circuits.

UNIT II

Linear differential equations of higher order (Constant Coefficients):

Definitions, homogenous and non-homogenous differential equations, complimentary function, particular integral, general solution, Wronskian, Method of variation of parameters. Simultaneous linear equations, Applications to L-C-R Circuit problems and Simple Harmonic motion.

UNIT III

Partial Differential Equations:

Introduction and formation of Partial Differential Equations by elimination of arbitrary constants and arbitrary functions, solutions of first order linear equations using Lagrange's method. Homogeneous Linear Partial differential equations with constant coefficients

UNIT IV

Vector differentiation:

Scalar and vector point functions, vector operator Del, Del applies to scalar point functions- Gradient and applications, Directional derivative, del applied to vector point functions- Divergence and Curl, vector identities.

UNIT V

Vector integration:

Line integral-circulation-work done by the force, Scalar potential, surface integral-flux, Green's theorem in a plane (without proof), Stoke's theorem (without proof), volume integral, Divergence theorem (without proof) and related problems.

TEXT BOOKS

1. Higher Engineering Mathematics, B. S. Grewal, Khanna Publishers, 2017, 44th Edition
2. Advanced Engineering Mathematics, Erwin Kreyszig, John Wiley & Sons, 2018, 10th Edition.

REFERENCE BOOKS

1. Thomas Calculus, George B. Thomas, Maurice D. Weir and Joel Hass, Pearson Publishers, 2018, 14th Edition.
2. Advanced Engineering Mathematics, Dennis G. Zill and Warren S. Wright, Jones and Bartlett, 2018.
3. Advanced Modern Engineering Mathematics, Glyn James, Pearson publishers, 2018, 5th Edition.
4. Advanced Engineering Mathematics, R. K. Jain and S. R. K. Iyengar, Alpha Science International Ltd., 2021 5th Edition (9th reprint)
5. Higher Engineering Mathematics, B. V. Ramana, , McGraw Hill Education, 2017
6. Advanced Engineering Mathematics by H. K Dass, S. Chand Publications, 2022, 22nd

Edition (Reprint 2022).

WEB RESOURCES

1. <https://mathworld.wolfram.com/First-OrderOrdinaryDifferentialEquation.html>
2. https://en.wikipedia.org/wiki/Differential_equation
3. https://en.wikipedia.org/wiki/Partial_differential_equation
4. https://en.wikipedia.org/wiki/Vector_calculus
5. https://en.wikipedia.org/wiki/Vector_calculus

I Year II Semester

BASIC ELECTRICAL AND ELECTRONICS ENGINEERING

(Common to CE, EEE, ME, ECE, CSE(CS) and IT)

| | | | |
|------------------------|---------------------|---------------------------------------|----------|
| Course Category | Engineering Science | Course Code | 23EE201T |
| Course Type | Theory | L-T-P-C | 3-0-0-3 |
| Prerequisites | | Continuous Internal Assessment | 30 |
| | | Semester End Examination | 70 |
| | | Total Marks | 100 |

PART-A :BASIC ELECTRICAL ENGINEERING

COURSE OBJECTIVES

To expose to the field of electrical & electronics engineering, laws and principles of electrical/ electronic engineering and to acquire fundamental knowledge in the relevant field.

COURSE OUTCOMES

| Upon successful completion of the course, the student will be able to: | | Cognitive Level |
|--|--|-----------------|
| CO1 | Know the fundamental laws, operating principles of motors, generators, MC and MI instruments | K2 |
| CO2 | Apply the problem solving concepts associated to AC and DC circuits, construction and operation of AC and DC machines, measuring instruments; different power generation mechanisms, Electricity billing concept and important safety measures related to electrical operations. | K3 |
| CO3 | Apply the mathematical tools and fundamental concepts to derive various equations related to machines, circuits and measuring instruments; electricity bill calculations and layout representation of electrical power systems. | K3 |

K1- Remembering, K2- Understanding, K3-Applying, K4- Analyzing, K5- Evaluating, K6- Creating

Contribution of Course Outcomes towards achievement of Program Outcomes (1 – Low, 2 - Medium, 3 – High)

| CO | PO1 | PO2 | PO3 | PO4 | PO5 | PO6 | PO7 | PO8 | PO9 | PO10 | PO11 | PO12 |
|------------|-----|-----|-----|-----|-----|-----|-----|-----|-----|------|------|------|
| CO1 | 2 | 2 | 2 | - | - | - | - | - | - | - | - | - |
| CO2 | 2 | 2 | 2 | - | - | 2 | - | - | - | - | - | - |
| CO3 | 3 | 3 | - | - | - | - | 2 | 2 | - | - | - | - |

COURSE CONTENT

UNIT I

DC Circuits: Electrical circuit elements (R, L and C), Ohm's Law and its limitations, KCL & KVL, series, parallel, series-parallel circuits, Super Position theorem, Simple numerical problems.

AC Circuits: A.C. Fundamentals: Equation of AC Voltage and current, waveform, time period, frequency, amplitude, phase, phase difference, average value, RMS value, form factor, peak factor, Voltage and current relationship with phasor diagrams in R, L, and C circuits, Concept of Impedance, Active power, reactive power and apparent power, Concept of power factor (Simple Numerical problems).

UNIT II

Machines and Measuring Instruments

Machines: Construction, principle and operation of (i) DC Motor, (ii) DC Generator, (iii) Single Phase Transformer, (iv) Three Phase Induction Motor and (v) Alternator, Applications of electrical machines.

Measuring Instruments: Construction and working principle of Permanent Magnet Moving Coil (PMMC), Moving Iron (MI) Instruments and Wheat Stone bridge.

UNIT III

Energy Resources, Electricity Bill & Safety Measures

Energy Resources: Conventional and non-conventional energy resources; Layout and operation of various Power Generation systems: Hydel, Nuclear, Solar & Wind power generation.

Electricity bill: Power rating of household appliances including air conditioners, PCs, Laptops, Printers, etc. Definition of “unit” used for consumption of electrical energy, two-part electricity tariff, calculation of electricity bill for domestic consumers.

Equipment Safety Measures: Working principle of Fuse and Miniature circuit breaker (MCB), merits and demerits. Personal safety measures: Electric Shock, Earthing and its types, Safety Precautions to avoid shock.

Textbooks:

1. Basic Electrical Engineering, D. C. Kulshreshtha, Tata McGraw Hill, 2019, First Edition
2. Power System Engineering, P.V. Gupta, M.L. Soni, U.S. Bhatnagar and A. Chakrabarti, Dhanpat Rai & Co, 2013
3. Fundamentals of Electrical Engineering, Rajendra Prasad, PHI publishers, 2014, Third Edition

Reference Books:

1. Basic Electrical Engineering, D. P. Kothari and I. J. Nagrath, McGraw Hill, 2019, Fourth Edition
2. Principles of Power Systems, V.K. Mehtha, S.Chand Technical Publishers, 2020
3. Basic Electrical Engineering, T. K. Nagsarkar and M. S. Sukhija, Oxford University Press, 2017
4. Basic Electrical and Electronics Engineering, S. K. Bhattacharya, Person Publications, 2018, Second Edition.

Web Resources:

1. <https://nptel.ac.in/courses/108105053>
2. <https://nptel.ac.in/courses/108108076>

PART-B : BASIC ELECTRONICS ENGINEERING

| COURSE OBJECTIVES | |
|-------------------|--|
| 1 | To impart knowledge on semiconductor devices. |
| 2 | To introduce concepts of biasing and applications of diodes and transistors. |
| 3 | To introduce fundamentals of digital electronics. |

| COURSE OUTCOMES | | |
|--|--|-----------------|
| Upon successful completion of the course, the student will be able to: | | Cognitive Level |
| CO1 | Understand the basic concepts of diodes and transistors | K2 |
| CO2 | Understand the working principles of semiconductor devices and applications | K2 |
| CO3 | Understand number system, Boolean algebra, basics of combinational and sequential circuits | K2 |

K1- Remembering, K2- Understanding, K3-Applying, K4- Analyzing, K5- Evaluating, K6- Creating

| Contribution of Course Outcomes towards achievement of Program Outcomes (1 – Low, 2 - Medium, 3 – High) | | | | | | | | | | | | |
|--|-----|-----|-----|-----|-----|-----|-----|-----|-----|------|------|------|
| CO | PO1 | PO2 | PO3 | PO4 | PO5 | PO6 | PO7 | PO8 | PO9 | PO10 | PO11 | PO12 |
| CO1 | 2 | 2 | | | | | | | | | | |
| CO2 | 2 | 2 | | | | | | | | | | |
| CO3 | 2 | 2 | | | | | | | | | | |

COURSE CONTENT

UNIT - I

SEMICONDUCTOR DEVICES

Introduction - Evolution of electronics – Vacuum tubes to nano electronics - Characteristics of PN Junction Diode — Zener Effect — Zener Diode and its Characteristics. Bipolar Junction Transistor — CB, CE, CC Configurations and Characteristics — Elementary Treatment of Small Signal CE Amplifier.

UNIT - II

BASIC ELECTRONIC CIRCUITS AND INSTRUMENTATION

Rectifiers and power supplies: Block diagram description of a dc power supply, working of a full wave bridge rectifier, capacitor filter (no analysis), working of simple zener voltage regulator. Amplifiers: Block diagram of Public Address system, Block diagram and working of common emitter (RC coupled) amplifier with its frequency response. Electronic Instrumentation: Block diagram of an electronic instrumentation system.

UNIT - III

DIGITAL ELECTRONICS

Overview of Number Systems, BCD codes, Functionality of Logic Gates – NOT, OR, AND, NOR, NAND, XOR and XNOR. Excess-3 code, Gray code, Hamming code. Boolean Algebra, Basic Theorems and properties of Boolean Algebra, Truth Tables and Simple combinational circuits–Half and Full Adders. Introduction to sequential circuits, Flip flops, Registers and counters (Elementary Treatment only)

Textbooks:

- Robert. L. Boylestad & Louis Nashelsky, Electronic Devices & Circuit Theory, Pearson Education, 2021.
- Digital Design by Morris Mano, 3E, Prentice Hall, India, 2001

Reference Books:

1. R. S. Sedha, A Textbook of Electronic Devices and Circuits, S. Chand & Co, 2010.
2. Santiram Kal, Basic Electronics- Devices, Circuits and IT Fundamentals, Prentice Hall, India, 2002.
3. R. T. Paynter, Introductory Electronic Devices & Circuits – Conventional Flow Version, Pearson Education, 2009.

Web References:

1. NPTEL- <https://archive.nptel.ac.in/courses/108/108/108108122/>
2. Neso Academy- <https://www.nesoacademy.org/ec/05-digital-electronics>

I Year II Semester
ENGINEERING GRAPHICS
 (Common to CE, EEE, ME, ECE, CSE(CS) and IT)

| | | | |
|------------------------|---------------------|---------------------------------------|----------|
| Course Category | Engineering Science | Course Code | 23ME201T |
| Course Type | Theory | L-T-P-C | 1-0-4-3 |
| Prerequisites | | Continuous Internal Assessment | 30 |
| | | Semester End Examination | 70 |
| | | Total Marks | 100 |

| COURSE OBJECTIVES | |
|-------------------|---|
| 1 | To enable the students with various concepts like dimensioning, conventions and standards related to Engineering Drawing. |
| 2 | To impart knowledge on the projection of points, lines and plane surfaces. |
| 3 | To improve the visualization skills for better understanding of projection of solids. |
| 4 | To develop the imaginative skills of the students required to understand Section of solids and Developments of surfaces. |
| 5 | To make the students understand the viewing perception of a solid object in Isometric and Perspective projections. |

| COURSE OUTCOMES | | |
|--|---|-----------------|
| Upon successful completion of the course, the student will be able to: | | Cognitive Level |
| CO1 | Understand the principles of engineering drawing, including engineering curves, scales, orthographic and isometric projections. | K2 |
| CO2 | Draw and interpret orthographic projections of points, lines, planes and solids in front, top and side views. | K3 |
| CO3 | Understand and draw projection of solids in various positions in first quadrant. | K3 |
| CO4 | Explain principles behind development of surfaces. | K2 |
| CO5 | Prepare isometric and perspective sections of simple solids. | K3 |

K1- Remembering, K2- Understanding, K3-Applying, K4- Analyzing, K5- Evaluating, K6- Creating

| Contribution of Course Outcomes towards achievement of Program Outcomes (1 – Low, 2 - Medium, 3 – High) | | | | | | | | | | | | |
|--|-----|-----|-----|-----|-----|-----|-----|-----|-----|------|------|------|
| CO | PO1 | PO2 | PO3 | PO4 | PO5 | PO6 | PO7 | PO8 | PO9 | PO10 | PO11 | PO12 |
| CO1 | 3 | 2 | 2 | - | - | - | - | - | - | - | 1 | - |
| CO2 | 3 | 2 | 2 | - | - | - | - | - | - | - | 1 | - |
| CO3 | 3 | 2 | 2 | - | - | - | - | - | - | - | 1 | - |
| CO4 | 3 | 2 | 2 | - | - | - | - | - | - | - | 1 | - |
| CO5 | 3 | 2 | 2 | - | 3 | - | - | - | - | - | 1 | - |

COURSE CONTENT

UNIT - I

Introduction: Lines, Lettering and Dimensioning, Geometrical Constructions and Constructing regular polygons by general methods.

Curves: construction of ellipse, parabola and hyperbola by general, Cycloids, Involute, Normal and tangent to Curves.

Scales: Plain scales, diagonal scales and vernier scales.

UNIT - II

Orthographic Projections: Reference plane, importance of reference lines or Plane, Projections of a point situated in any one of the four quadrants.

Projections of Straight Lines: Projections of straight lines parallel to both reference planes, perpendicular to one reference plane and parallel to other reference plane, inclined to one reference plane and parallel to the other reference plane. Projections of Straight Line Inclined to both the reference planes

Projections of Planes: regular planes Perpendicular to both reference planes, parallel to one reference plane and inclined to the other reference plane; plane inclined to both the reference planes.

UNIT - III

Projections of Solids: Types of solids: Polyhedral and Solids of revolution. Projections of solids in simple positions: Axis perpendicular to horizontal plane, Axis perpendicular to vertical plane and Axis parallel to both the reference planes, Projection of Solids with axis inclined to one reference plane and parallel to another plane.

UNIT - IV

Sections of Solids: Perpendicular and inclined section planes, Sectional views and True shape of section, Sections of solids in simple position only.

Development of Surfaces: Methods of Development: Parallel line development and radial line development. Development of a cube, prism, cylinder, pyramid and cone.

UNIT - V

Conversion of Views: Conversion of isometric views to orthographic views; Conversion of orthographic views to isometric views.

Computer graphics: Creating 2D&3D drawings of objects including PCB and Transformations using Auto CAD (*Not for end examination*).

Textbook:

1. N. D. Bhatt, Engineering Drawing, Charotar Publishing House, 2016.

Reference Books:

1. Engineering Drawing, K.L. Narayana and P. Kannaiah, Tata McGraw Hill, 2013.

2. Engineering Drawing, M.B.Shah and B.C. Rana, Pearson Education Inc, 2009.

3. Engineering Drawing with an Introduction to AutoCAD, Dhananjay Jolhe, Tata McGraw Hill, 2017.

Web References:

1. <http://nptel.ac.in/courses/112103019/>

2. <https://www.cadtutor.net/tutorials/autocad/>

I Year II Semester

| | | | |
|------------------------|-------------------|---------------------------------------|----------|
| Course Category | Professional Core | Course Code | 23EE202T |
| Course Type | Theory | L-T-P-C | 3-0-0-3 |
| Prerequisites | | Continuous Internal Assessment | 30 |
| | | Semester End Examination | 70 |
| | | Total Marks | 100 |

COURSE OBJECTIVES

To develop an understanding of the fundamental laws, elements of electrical circuits and to apply circuit analysis to DC and AC circuits.

COURSE OUTCOMES

| Upon successful completion of the course, the student will be able to: | | Cognitive Level |
|--|--|-----------------|
| CO1 | Remembering the basic electrical elements and different fundamental laws. | K2 |
| CO2 | Understand the network reduction techniques, transformations, concept of self-inductance and mutual inductance, phasor diagrams, resonance and network theorems. | K3 |
| CO3 | Apply the concepts to obtain various mathematical and graphical representations. | K3 |
| CO4 | Analyse nodal and mesh networks, series and parallel circuits, steady state response, different circuit topologies (with R, L and C components). | K4 |
| CO5 | Analyze the performance of various electrical, magnetic and single-phase circuits. | K4 |

K1- Remembering, K2- Understanding, K3-Applying, K4- Analyzing, K5- Evaluating, K6- Creating

Contribution of Course Outcomes towards achievement of Program Outcomes
(1 – Low, 2 - Medium, 3 – High)

[illegible]

COURSE CONTENT

UNIT - I

INTRODUCTION TO ELECTRICAL CIRCUITS

Basic Concepts of passive elements of R, L, C and their V-I relations, Sources (dependent and independent), Kirchoff's laws, Network reduction techniques (series, parallel, series - parallel, star-to-delta and delta-to-star transformation), source transformation technique, nodal analysis and mesh analysis to DC networks with dependent and independent voltage and current sources, node and mesh analysis.

UNIT - II

MAGNETIC CIRCUITS

Basic definition of MMF, flux and reluctance, analogy between electrical and magnetic circuits, Faraday's laws of electromagnetic induction – concept of self and mutual inductance, Dot convention – coefficient of coupling and composite magnetic circuit, analysis of series and parallel magnetic circuits.

UNIT - III

SINGLE PHASE CIRCUITS

Characteristics of periodic functions, Average value, R.M.S. value, form factor, representation of a sine function, concept of phasor, phasor diagrams, node and mesh analysis. Steady state analysis of R, L and C circuits to sinusoidal excitations-response of pure resistance, inductance, capacitance, series RL circuit, series RC circuit, series RLC circuit, parallel RL circuit, parallel RC circuit. Impedance, Power triangle, real, reactive, apparent power, instantaneous power, complex power.

UNIT - IV

RESONANCE AND LOCUS DIAGRAMS

Series Resonance: Characteristics of a series resonant circuit, Q-factor, selectivity and bandwidth, expression for half power frequencies; Parallel resonance: Q-factor, selectivity and bandwidth; Locus diagram: RL, RC, RLC with R, L and C variables.

UNIT – V

NETWORK THEOREMS (DC & AC EXCITATIONS)

Superposition theorem, Thevenin's theorem, Norton's theorem, Maximum Power Transfer theorem, Reciprocity theorem, Millman's theorem, Tellegen's theorem and compensation theorem.

Textbooks:

1. Engineering Circuits Analysis, Jack Kemmerly, William Hayt and Steven Durbin, Tata McGraw Hill Education, 2005, sixth edition.
2. Network Analysis, M. E. Van Valkenburg, Pearson Education, 2019, Revised Third Edition

Reference Books:

1. Fundamentals of Electrical Circuits, Charles K. Alexander and Mathew N.O. Sadiku, McGraw Hill Education (India), 2013, Fifth Edition
2. Electric Circuits (Schaum's outline Series), Mahmood Nahvi, Joseph Edminister, and K. Rao, McGraw Hill Education, 2017, Fifth Edition.
3. Electric Circuits, David A. Bell, Oxford University Press, 2009, Seventh Edition.
4. Introductory Circuit Analysis, Robert L Boylestad, Pearson Publications, 2023, Fourteenth Edition.
5. Circuit Theory: Analysis and Synthesis, A. Chakrabarti, Dhanpat Rai & Co., 2018, Seventh Revised Edition.
6. Electrical Circuit Analysis, N. C. Jagan and C Lakshminarayana, B.S. Publications, First Edition.

Web Resources:

1. https://onlinecourses.nptel.ac.in/noc23_ee81/preview
2. <https://nptel.ac.in/courses/108104139>
3. <https://nptel.ac.in/courses/108106172>
4. <https://nptel.ac.in/courses/117106108>

I Year II Semester
ENGINEERING PHYSICS LABORATORY
(Common to CE, EEE, ME, ECE, CSE(CS) and IT)

| | | | |
|------------------------|----------------------|---------------------------------------|----------|
| Course Category | Basic Sciences | Course Code | 23BP201P |
| Course Type | Laboratory | L-T-P-C | 0-0-2-1 |
| Prerequisites | Intermediate Physics | Continuous Internal Assessment | 30 |
| | | Semester End Examination | 70 |
| | | Total Marks | 100 |

| COURSE OBJECTIVES | |
|-------------------|--|
| 1 | The student will have exposure to various experimental skills which is essential for an Engineering student. |
| 2 | To gain practical knowledge by applying the experimental methods to correlate with the Theoretical Physics. |
| 3 | Apply the Analytical techniques and graphical analysis to the experimental data |

| COURSE OUTCOMES | | |
|--|---|-----------------|
| Upon successful completion of the course, the student will be able to: | | Cognitive Level |
| CO1 | Understand the basics of Interference, Diffraction in Physics using instruments like Spectrometer, Travelling microscope. | K2 |
| CO2 | Study the Mechanical Laws, Strength of materials, Magnetic and Dielectric constants of materials. | K3 |
| CO3 | Apply the basics of Current Electricity and Semiconductors in engineering application | K3 |

K1- Remembering, K2- Understanding, K3-Applying, K4- Analyzing, K5- Evaluating, K6- Creating

| Contribution of Course Outcomes towards achievement of Program Outcomes (1 – Low, 2 - Medium, 3 – High) | | | | | | | | | | | | |
|--|-----|-----|-----|-----|-----|-----|-----|-----|-----|------|------|------|
| CO | PO1 | PO2 | PO3 | PO4 | PO5 | PO6 | PO7 | PO8 | PO9 | PO10 | PO11 | PO12 |
| CO1 | 2 | - | - | - | - | - | - | - | - | - | - | - |
| CO2 | 2 | - | - | - | - | - | - | - | - | - | - | - |
| CO3 | 2 | 2 | 2 | - | - | - | - | - | - | - | - | - |

| |
|---|
| <p>COURSE CONTENT (Any TEN of the listed experiments are to be conducted. Out of which any TWO experiments may be conducted in virtual mode).</p> <ol style="list-style-type: none"> 1. Determination of radius of curvature of a given Plano-convex lens by Newton's Rings. 2. Determination of wavelengths of different spectral lines in mercury spectrum using diffraction grating in normal incidence configuration. 3. Verification of Brewster's law 4. Determination of wavelength of Laser light using diffraction grating. 5. Estimation of Planck's constant using photoelectric effect. 6. Sonometer: Verification of laws of stretched string. 7. Determination of young's modulus for the given material of wooden scale by non- uniform bending (or double cantilever) method. |
|---|

8. Determination of rigidity modulus of the material of the given wire using Torsional pendulum
9. Determination of acceleration due to gravity and radius of Gyration by using a compound pendulum.
10. Determination of magnetic susceptibility by Kundt's tube method.
11. Magnetic field along the axis of a current carrying circular coil by Stewart Gee's Method.
12. Study the variation of B versus H by magnetizing the magnetic material (B-H curve).
13. Determination of dielectric constant using charging and discharging method.
14. Determination of the resistivity of semiconductors by four probe methods.
15. Determination of energy gap of a semiconductor using p-n junction diode.
16. Determination of temperature coefficients of a thermistor.
17. Determination of Hall voltage and Hall coefficient of a given semiconductor using Hall effect.

TEXT BOOKS

College Customized Manual

REFERENCE BOOKS

A Textbook of Practical Physics - S. Balasubramanian, M.N. Srinivasan, S. Chand Publishers, 2017

WEB RESOURCES

1. <https://phet.colorado.edu/en/simulations/filter?subjects=physics&type=html,prototype>
2. www.vlab.co.in

I Year II Semester

ELECTRICAL AND ELECTRONICS ENGINEERING WORKSHOP

(Common to CE, EEE, ME, ECE, CSE(CS) and IT)

| | | | |
|------------------------|---------------------|---------------------------------------|-----------|
| Course Category | Engineering Science | Course Code | 23EE201P |
| Course Type | Laboratory | L-T-P-C | 0-0-3-1.5 |
| Prerequisites | | Continuous Internal Assessment | 30 |
| | | Semester End Examination | 70 |
| | | Total Marks | 100 |

PART A: ELECTRICAL ENGINEERING WORKSHOP

COURSE OBJECTIVES

To impart knowledge on the fundamental laws & theorems of electrical circuits, functions of electrical machines and energy calculations.

COURSE OUTCOMES

| Upon successful completion of the course, the student will be able to: | | Cognitive Level |
|--|--|-----------------|
| CO1 | Know the Electrical circuit design concepts; measurement of resistance, power, power factor; concept of wiring and operation of Electrical Machines and Transformer. | K2 |
| CO2 | Apply the theoretical concepts and operating principles to derive mathematical models for circuits, Electrical machines and measuring instruments; calculations for the measurement of resistance, power and power factor. | K3 |
| CO3 | Apply the theoretical concepts to obtain calculations for the measurement of resistance, power and power factor. | K3 |
| CO4 | Analyse various characteristics of electrical circuits, electrical machines and measuring instruments. | K4 |
| CO5 | Design suitable circuits and methodologies for the measurement of various electrical parameters; Household and commercial wiring. | K4 |

K1- Remembering, K2- Understanding, K3-Applying, K4- Analyzing, K5- Evaluating, K6- Creating

Contribution of Course Outcomes towards achievement of Program Outcomes (1 – Low, 2 - Medium, 3 – High)

| CO | PO1 | PO2 | PO3 | PO4 | PO5 | PO6 | PO7 | PO8 | PO9 | PO10 | PO11 | PO12 |
|------------|-----|-----|-----|-----|-----|-----|-----|-----|-----|------|------|------|
| CO1 | 2 | 2 | 2 | - | 1 | - | - | - | 1 | - | - | - |
| CO2 | 2 | 2 | 2 | - | 1 | - | - | - | 1 | - | - | - |
| CO3 | 2 | 2 | 1 | - | 1 | - | - | - | 1 | - | - | - |
| CO4 | 2 | 2 | - | - | 1 | - | - | - | 1 | - | - | - |
| CO5 | - | - | - | - | 1 | 1 | 1 | - | 1 | - | - | - |

List of experiments:

1. Verification of KCL and KVL
2. Verification of Superposition theorem
3. Measurement of Resistance using Wheat stone bridge
4. Measurement of Three- phase power in Three-phase induction motor using two wattmeter method.
5. Speed control of DC shunt motor.
6. Measurement of Power and Power factor using Single-phase wattmeter
7. Measurement of Earth Resistance using Megger
8. Calculation of Electrical Energy for Domestic Premises

Reference Books:

1. Basic Electrical Engineering, D. C. Kulshreshtha, Tata McGraw Hill, 2019, First Edition
2. Power System Engineering, P.V. Gupta, M.L. Soni, U.S. Bhatnagar and A. Chakrabarti, Dhanpat Rai & Co, 2013
3. Fundamentals of Electrical Engineering, Rajendra Prasad, PHI publishers, 2014, Third Edition

Note: Minimum Six Experiments to be performed.

PART B: ELECTRONICS ENGINEERING WORKSHOP

COURSE OBJECTIVES

To impart knowledge on the principles of digital electronics and fundamentals of electron devices & its applications.

COURSE OUTCOMES

| Upon successful completion of the course, the student will be able to: | | Cognitive Level |
|--|---|-----------------|
| CO6 | Identify & testing of various electronic components. | K3 |
| CO7 | Understand the usage of electronic measuring instruments. | K3 |
| CO8 | Plot and discuss the characteristics of various electron devices. | K3 |
| CO9 | Explain the operation of a digital circuit. | K3 |

K1- Remembering, K2- Understanding, K3-Applying, K4- Analyzing, K5- Evaluating, K6- Creating

Contribution of Course Outcomes towards achievement of Program Outcomes (1 – Low, 2 - Medium, 3 – High)

| CO | PO1 | PO2 | PO3 | PO4 | PO5 | PO6 | PO7 | PO8 | PO9 | PO10 | PO11 | PO12 |
|------------|-----|-----|-----|-----|-----|-----|-----|-----|-----|------|------|------|
| CO6 | 2 | 2 | | 2 | 2 | | | | | | | |
| CO7 | 2 | 2 | | 2 | 2 | | | | | | | |
| CO8 | 2 | 2 | | 2 | 2 | | | | | | | |
| CO9 | 2 | 2 | | 2 | 2 | | | | | | | |

List of experiments:

1. Introduction to Active and Passive devices must be experiment-1 (includes Resistors, Capacitors, Inductors, Diodes, Transistors, Power supplies, Ammeter(s), Voltmeter(s), necessary devices)
2. Plot V-I characteristics of PN Junction diode A) Forward bias B) Reverse bias.

3. Plot V – I characteristics of Zener Diode and its application as voltage Regulator.
4. Determine ripple factor of full wave rectifier.
5. Plot Input & Output characteristics of BJT in CE and CB configurations.
6. Determining CE Amplifier input and output impedance with and without bypass capacitor.
7. Verification of Truth Table of AND, OR, NOT, NAND, NOR, Ex-OR, Ex-NOR gates using ICs.
8. Verification of Truth Tables of S-R, J-K & D flip flops using respective ICs.

Tools / Equipment Required: DC Power supplies, Multi meters, DC Ammeters, DC Voltmeters, AC Voltmeters, CROs, all the required active devices. Multisim/PSpice software for Simulation.

References:

1. Robert. L. Boylestad & Louis Nashelsky, Electronic Devices & Circuit Theory, Pearson Education, 2021.
2. R. P. Jain, Modern Digital Electronics, 4th Edition, Tata Mc Graw Hill, 2009
3. R. T. Paynter, Introductory Electronic Devices & Circuits – Conventional Flow Version, Pearson Education, 2009.

Note: Minimum Six Experiments to be performed. All the experiments shall be implemented using both Hardware and Software.

I Year II Semester ELECTRICAL CIRCUITS LABORATORY (EEE)

| | | | |
|------------------------|-------------------|---------------------------------------|-----------|
| Course Category | Professional Core | Course Code | 23EE202P |
| Course Type | Laboratory | L-T-P-C | 0-0-3-1.5 |
| Prerequisites | | Continuous Internal Assessment | 30 |
| | | Semester End Examination | 70 |
| | | Total Marks | 100 |

COURSE OBJECTIVES

To impart hands on experience in verification of circuit laws and theorems, measurement of circuit parameters, study of circuit characteristics. It also gives practical exposure to the usage of different circuits with different conditions.

COURSE OUTCOMES

| Upon successful completion of the course, the student will be able to: | | Cognitive Level |
|--|--|-----------------|
| CO1 | Understand the concepts of network theorems, node and mesh networks, series and parallel resonance and Locus diagrams. | K2 |
| CO2 | Apply various theorems to compare practical results obtained with theoretical calculations. | K3 |
| CO3 | Determine self, mutual inductances and coefficient of coupling values, parameters of choke coil. | K3 |
| CO4 | Analyse different circuit characteristics with the help of fundamental laws and various configurations. | K4 |
| CO5 | Create locus diagrams of RL, RC series circuits and examine series and parallel resonance. | K4 |

K1- Remembering, K2- Understanding, K3-Applying, K4- Analyzing, K5- Evaluating, K6- Creating

Contribution of Course Outcomes towards achievement of Program Outcomes (1 – Low, 2 - Medium, 3 – High)

| CO | PO1 | PO2 | PO3 | PO4 | PO5 | PO6 | PO7 | PO8 | PO9 | PO10 | PO11 | PO12 |
|------------|-----|-----|-----|-----|-----|-----|-----|-----|-----|------|------|------|
| CO1 | 2 | 2 | - | - | - | - | - | - | 1 | 1 | - | - |
| CO2 | 2 | 2 | 2 | - | - | - | - | - | 1 | 1 | - | - |
| CO3 | 2 | 2 | 2 | - | - | - | - | - | 1 | 1 | - | - |
| CO4 | 3 | 2 | 2 | - | - | - | - | - | 1 | 1 | - | - |
| CO5 | 2 | 2 | 2 | - | - | - | - | - | 1 | 1 | - | - |

List of Experiments:

1. Verification of node and mesh analysis.
2. Verification of network reduction techniques.
3. Determination of cold and hot resistance of an electric lamp

4. Determination of Parameters of a choke coil.
5. Determination of self, mutual inductances, and coefficient of coupling
6. Series and parallel resonance
7. Locus diagrams of R-L (L Variable) and R-C (C Variable) series circuits
8. Verification of Superposition theorem
9. Verification of Thevenin's and Norton's Theorems
10. Verification of Maximum power transfer theorem
11. Verification of Compensation theorem
12. Verification of Reciprocity and Millman's Theorems
13. Verification of Tellegen's theorem.

Reference Books:

1. Engineering Circuits Analysis, Jack Kemmerly, William Hayt and Steven Durbin, Tata McGraw Hill Education, 2005, sixth edition.
2. Network Analysis, M. E. Van Valkenburg, Pearson Education, 2019, Revised Third Edition

I Year II Semester
IT WORKSHOP
 (Common to CE, EEE, ME, ECE, CSE(CS) and IT)

| | | | |
|------------------------|---------------------|---------------------------------------|----------|
| Course Category | Engineering Science | Course Code | 23IT201P |
| Course Type | Laboratory | L-T-P-C | 0-0-2-1 |
| Prerequisites | | Continuous Internal Assessment | 30 |
| | | Semester End Examination | 70 |
| | | Total Marks | 100 |

COURSE OBJECTIVES

1. To introduce the internal parts of a computer, peripherals, I/O ports, connecting cables.
2. To demonstrate configuring the system as Dual boot both Windows and other Operating Systems Viz. Linux, BOSS.
3. To teach basic command line interface commands on Linux.
4. To teach the usage of Internet for productivity and self-paced life-long learning.
5. To introduce Compression, Multimedia and Antivirus tools and Office Tools such as Word processors, Spread sheets and Presentation tools.

COURSE OUTCOMES

| Upon successful completion of the course, the student will be able to: | | Cognitive Level |
|--|--|-----------------|
| CO1 | Perform Hardware troubleshooting. | K3 |
| CO2 | Understand Hardware components and inter dependencies. | K3 |
| CO3 | Safeguard computer systems from viruses/worms. | K3 |
| CO4 | Document/ Presentation preparation. | K3 |
| CO5 | Perform calculations using spreadsheets. | K3 |

K1- Remembering, K2- Understanding, K3-Applying, K4- Analyzing, K5- Evaluating, K6- Creating

Contribution of Course Outcomes towards achievement of Program Outcomes (1 – Low, 2 – Medium, 3 – High)

| CO | PO1 | PO2 | PO3 | PO4 | PO5 | PO6 | PO7 | PO8 | PO9 | PO10 | PO11 | PO12 |
|------------|-----|-----|-----|-----|-----|-----|-----|-----|-----|------|------|------|
| CO1 | 3 | 3 | - | - | 1 | - | - | - | - | - | - | - |
| CO2 | 3 | 3 | - | - | 1 | - | - | - | - | - | - | - |
| CO3 | 2 | 2 | - | - | 2 | 2 | 1 | 2 | - | - | - | - |
| CO4 | 1 | - | - | - | 3 | 1 | - | - | - | 2 | - | - |
| CO5 | 2 | - | - | - | 3 | 1 | - | - | - | - | - | - |

COURSE CONTENT

PC Hardware & Software Installation

Task 1: Identify the peripherals of a computer, components in a CPU and its functions. Draw the block diagram of the CPU along with the configuration of each peripheral and submit to your instructor.

Task 2: Every student should disassemble and assemble the PC back to working condition. Lab instructors should verify the work and follow it up with a Viva. Also students need to go through the video which shows the process of assembling a PC. A video would be given as part of the course content.

Task 3: Every student should individually install MS windows, Linux / BOSS on the personal computer. This computer should have windows installed. The system should be configured as dual boot (VMWare) with both Windows and Linux / BOSS Lab instructor should verify the installation and follow it up with a Viva.

Internet & World Wide Web

Task1: Orientation & Connectivity Boot Camp: Students should get connected to their Local Area Network and access the Internet. In the process they configure the TCP/IP setting. Finally students should demonstrate, to the instructor, how to access the websites and email. If there is no internet connectivity preparations need to be made by the instructors to simulate the WWW on the LAN.

Task 2: Web Browsers, Surfing the Web: Students customize their web browsers with the LAN proxy settings, bookmarks, search toolbars and pop up blockers. Also, plug-ins like Macromedia Flash and JRE for applets should be configured.

Task 3: Search Engines & Netiquette: Students should know what search engines are and how to use the search engines. A few topics would be given to the students for which they need to search on Google. This should be demonstrated to the instructors by the student.

Task 4: Cyber Hygiene: Students would be exposed to the various threats on the internet and would be asked to configure their computer to be safe on the internet. They need to customize their browsers to block pop ups, block active x downloads to avoid viruses and/or worms.

WORD

Task 1 – Word Orientation: The mentor needs to give an overview of Microsoft (MS) office or equivalent (FOSS) tool word: Importance of MS office or equivalent(FOSS) tool Word as word Processors, Details of the four tasks and features that would be covered in each, Using word – Accessing, overview of toolbars, saving files, Using help and resources, rulers, format painter in word.

Task 2: Using Word to create a project certificate. Features to be covered:- Formatting Fonts in word, Drop Cap in word, Applying Text effects, Using Character Spacing, Borders and Colors, Inserting Header and Footer, Using Date and Time option in Word.

Task 3: Creating project abstract Features to be covered:-Formatting Styles, Inserting table, Bullets and Numbering, Changing Text Direction, Cell alignment, Footnote, Hyperlink, Symbols, Spell Check, Track Changes.

Task 4: Creating a Newsletter: Features to be covered:- Table of Content, Newspaper columns, Images from files and clipart, Drawing toolbar and Word Art, Formatting Images, Textboxes, Paragraphs and Mail Merge in word.

EXCEL

Excel Orientation: The mentor needs to tell the importance of MS office or equivalent (FOSS) tool Excel as a Spreadsheet tool, give the details of the four tasks and features that would be covered in each. Using Excel – Accessing, overview of toolbars, saving excel files, Using help and resources.

Task 1: Creating a Scheduler - Features to be covered: Gridlines, Format Cells, Summation, auto fill, Formatting Text.

Task 2: Calculating GPA -. Features to be covered:- Cell Referencing, Formulae in excel – average, std. deviation, Charts, Renaming and Inserting worksheets, Hyper linking, Count function.

POWER POINT

Task 1: Students will be working on basic power point utilities and tools which help them create basic power point presentations. PPT Orientation, Slide Layouts, Inserting Text, Word Art, Formatting Text, Bullets and Numbering, Auto Shapes, Lines and Arrows in PowerPoint.

Task 2: Interactive presentations - Hyperlinks, Inserting –Images, Clip Art, Audio, Video, Objects, Tables and Charts.

Task 3: Master Layouts (slide, template, and notes), Types of views (basic, presentation, slide slotter, notes etc), and Inserting – Background, textures, Design Templates, Hidden slides.

AI TOOLS – ChatGPT

Task 1: Prompt Engineering: Experiment with different types of prompts to see how the model responds. Try asking questions, starting conversations, or even providing incomplete sentences to see how the model completes them.

- Ex: Prompt: "You are a knowledgeable AI. Please answer the following question: What is the capital of France?"

Task 2: Creative Writing: Use the model as a writing assistant. Provide the beginning of a story or a description of a scene, and let the model generate the rest of the content. This can be a fun way to brainstorm creative ideas

- Ex: Prompt: "In a world where gravity suddenly stopped working, people started floating upwards. Write a story about how society adapted to this new reality."

Task 3: Language Translation: Experiment with translation tasks by providing a sentence in one language and asking the model to translate it into another language. Compare the output to see how accurate and fluent the translations are.

- Ex: Prompt: "Translate the following English sentence to French: 'Hello, how are you doing today?'"

Reference Books:

1. Comdex Information Technology course tool kit, Vikas Gupta, WILEY Dream tech, 2--3.
2. The Complete Computer upgrade and repair book, Cheryl A Schmidt, WILEY Dream tech, 2-13, 3rd edition.
3. Introduction to Information Technology, ITL Education Solutions limited, Pearson Education, 2-12, 2nd edition.
4. PC Hardware - A Handbook, Kate J. Chase, PHI (Microsoft).
5. IT Essentials PC Hardware and Software Companion Guide, David Anfinson and Ken Quamme. – CISCO Press, Pearson Education, 3rd edition.
6. IT Essentials PC Hardware and Software Labs and Study Guide, Patrick Regan– CISCO Press, Pearson Education, 3rd edition.

Web References:

1. PC Hardware & Software Installation:
Peripheral Devices: [Computer Peripherals - Wikipedia](https://en.wikipedia.org/wiki/Computer_peripherals)

Components in a CPU: [CPU Components and Their Functions - Guru99](#)

2. Internet & World Wide Web:

TCP/IP and Networking Basics: [TCP/IP Explained - Lifewire](#)

Internet Browsing and Configuration: [How Web Browsing Works - HowStuffWorks](#)

3. Word:

Microsoft Word Tutorials: [Microsoft Word Basics - GCFGlobal](#)

4. Excel:

Excel Tutorial and Functions: [Excel Tutorial - Microsoft](#)

5. AI Tools - ChatGPT:

GPT-3.5 and ChatGPT Information: [GPT-3.5 Guide - OpenAI](#)

I Year II Semester
NSS/NCC/SCOUTS AND GUIDES/COMMUNITY SERVICE
(Common to CE, EEE, ME, ECE, CSE(CS) and IT)

| | | | |
|------------------------|------------|------------------------------|-----------|
| Course Category | Humanities | Course Code | 23MH202P |
| Course Type | Theory | L-T-P-C | 0-0-1-0.5 |
| Prerequisites | | Continuous Evaluation | 90 |
| | | Viva Voce | 10 |
| | | Total Marks | 100 |

COURSE OBJECTIVES

The objective of introducing this course is to impart discipline, character, fraternity, teamwork, social consciousness among the students and engaging them in selfless service.

COURSE OUTCOMES

| Upon successful completion of the course, the student will be able to: | | |
|--|---|--|
| CO1 | Understand the importance of discipline, character and service motto. | |
| CO2 | Solve some societal issues by applying acquired knowledge, facts, and techniques. | |
| CO3 | Explore human relationships by analyzing social problems. | |
| CO4 | Determine to extend their help for the fellow beings and downtrodden people. | |
| CO5 | Develop leadership skills and civic responsibilities. | |

Contribution of Course Outcomes towards achievement of Program Outcomes (1 – Low, 2 - Medium, 3 – High)

| CO | PO1 | PO2 | PO3 | PO4 | PO5 | PO6 | PO7 | PO8 | PO9 | PO10 | PO11 | PO12 |
|------------|-----|-----|-----|-----|-----|-----|-----|-----|-----|------|------|------|
| CO1 | | | | | | 3 | | 1 | 1 | | | 3 |
| CO2 | | | | | | 3 | | 1 | | | | 3 |
| CO3 | | | | | | 3 | | | 1 | 1 | | 3 |
| CO4 | | | | | | 3 | | 1 | | | | 3 |
| CO5 | | | | | | 3 | 3 | 1 | 1 | 1 | | 3 |

COURSE CONTENT

UNIT – I: Orientation

General Orientation on NSS/NCC/ Scouts & Guides/Community Service activities, career guidance.
 Activities:

- i) Conducting ice breaking sessions-expectations from the course-knowing personal talents and skills
- ii) Conducting orientations programs for the students future plans-activities-releasing road map etc.
- iii) Displaying success stories-motivational biopics- award winning movies on societal issues etc.
- iv) Conducting talent show in singing patriotic songs-paintings- any other contribution.

UNIT – II: Nature & Care**Activities:**

- i) Best out of waste competition.
- ii) Poster and signs making competition to spread environmental awareness.
- iii) Recycling and environmental pollution article writing competition.
- iv) Organising Zero-waste day.
- v) Digital Environmental awareness activity via various social media platforms.
- vi) Virtual demonstration of different eco-friendly approaches for sustainable living.
- vii) Write a summary on any book related to environmental issues.

UNIT – III: Community Service**Activities:**

- i) Conducting One Day Special Camp in a village contacting village-area leaders- Survey in the village, identification of problems- helping them to solve via media- authorities- experts-etc.
- ii) Conducting awareness programs on Health-related issues such as General Health, Mental health, Spiritual Health, HIV/AIDS,
- iii) Conducting consumer Awareness. Explaining various legal provisions etc.
- iv) Women Empowerment Programmes- Sexual Abuse, Adolescent Health and Population Education.
- v) Any other programmes in collaboration with local charities, NGOs etc.

Reference Books:

1. Nirmalya Kumar Sinha & Surajit Majumder, A Text Book of National Service Scheme Vol;I, Vidya Kutir Publication, 2021 (ISBN 978-81-952368-8-6)
2. Red Book - National Cadet Corps Standing Instructions Vol I & II, Directorate General of NCC, Ministry of Defence, New Delhi
3. Davis M. L. and cornwell D. A., “Introduction to Environmental Engineering”, McGraw Hill, New York 4/e 2008
4. Masters G. M. Joseph K. and Nagendran R. “Introduction to Environmental Engineering and Science”, Pearson Education, New Delhi. 2/e 2007
5. Ram Ahuja. Social Problems in India, Rawat Publications, New Delhi.

General Guidelines:

1. Institutes must assign slots in the Timetable for the activities.
2. Institutes are required to provide instructor to mentor the students.

Evaluation Guidelines:

- Evaluated for a total of 100 marks.
- A student can select 6 activities of his/her choice with a minimum of 01 activity per unit. Each activity shall be evaluated by the concerned teacher for 15 marks, totalling to 90 marks.
- A student shall be evaluated by the concerned teacher for 10 marks by conducting viva voce on the subject.