



PRAGATI ENGINEERING COLLEGE
(Autonomous)

Internal Quality Assurance Cell

IQAC – Meeting No.: 27

Circular Dated 03 – Jun– 2019

A meeting will be held in the IQAC chamber on 05 June 2019 at 3:00 P.M. under the Chairmanship of Dr. S.Sambhu Prasad, Principal, Pragati Engineering College, Surampalem to discuss on the following agenda:

1. To design the Academic Calendar for all the classes for the 2019 – 20 I Semesters of all the years.
2. To request concerned HODs to provide an Action plan for the improvement of their respective departments before beginning of the Academic year 2019 – 20.
3. To suggest the departments to prepare lesson plans and learning notes by the faculty for their respective subjects.
4. Result analysis on the examination results released by CoE for the B.Tech II Year II Semester (Regular) on dt: 29 – May – 2019 and for the III Year and IV Year - II Semester (Regular) on dt: 30 – May – 2019.
5. To review on the completion of NBA files of the departments.
6. To enhance and strengthen faculty development initiatives.
7. To improve the quality of research output by publishing in better quality journals.
















A. Radha Krishna
IQAC Coordinator

S. Sambhu Prasad
PRINCIPAL

Copy to:

- To all members of IQAC.
- To all HODs for favour of information.

Members Attended

S.No	Name of the Person	Designation	Signature
1.	Dr. S. Sambhu Prasad, Principal	Chairperson	
2.	Sri. M. V. Haranatha Babu, Director - Management	Member from Employer	
3.	Dr. A. Radha Krishna, Assoc. Professor, Dept. of CSE.	Coordinator	
4.	Sri. B. Vasantha Lakshmi, Associate Professor, Dept. of ECE	Teacher Representative	
5.	I. Srinu, Assistant Professor, Dept. of EEE	Teacher Representative	
6.	R. Raja Sekhar, Assistant Professor, Dept. of Civil.	Teacher Representative	
7.	K. Chandra Sekhar, Assistant Professor, Dept. of CSE.	Teacher Representative	
8.	T. Ganga Bhavani, Assistant Professor, Dept. of IT.	Teacher Representative	
9.	S. Anjaneyulu, Assistant Professor, Dept. of Mechanical.	Teacher Representative	
10.	G. Bharkara Rao, Assistant Professor, Dept. of BSH.	Teacher Representative	
11.	Sri. G. K. V. V. Nageswara Rao	Member from Local Society	
12.	Sri. Matte. Srinivas	Member from Industry	
13.	MS. J. Gayatri	Member from Alumni	
14.	Mr. M. Mahesh Reddy, III B.Tech., CSE (15A31A0554)	Student Representative	
15.	Ms. T. Surekha Devi, III B.Tech., CE (16A35A0135)	Student Representative	



PRAGATI ENGINEERING COLLEGE (Autonomous)

97

Internal Quality Assurance Cell

Minutes of IQAC – Meeting No. 27 dated 05 – June – 2019.

IQAC meeting is held in the IQAC chamber on 05 – June – 2019 at 3:00 PM under the Chairmanship of Dr. S. Sambhu Prasad, Principal, Pragati Engineering College, Surampalem to discuss on the following agenda and to adopt resolutions.

Resolution – 1: It is resolved to request the concerned authorities to prepare Academic Calendar for the Academic year 2019 – 20 (I Semester) for all the years.

Resolution – 2: It is resolved to request the HODs of all the departments to prepare an action plan for the overall improvement of the next coming Academic year.

Resolution – 3: All the HODs of all the departments are requested to suggest the concerned staff members of their departments to prepare the lesson plan and the related learning notes for the semester.

Resolution – 4: The result analysis of B.Tech., II Year– II Semester has been done on the basis of the results released. Total candidates appeared for II Year Examination = 1144 and no. of candidates passed = 767, and the average percentage of pass of students is 67.05%. The individual department pass percent is

S.No	Department	Pass % for the AY 2017 – 18	Pass % for the AY 2018 – 19	Observation on Pass Percentage
1.	Civil	39.01	59.42	Improved
2.	EEE	61.27	60.28	No Improvement
3.	Mechanical	66.79	65.96	No Improvement
4.	ECE	67.16	67.75	Slightly Improved
5.	CSE	83.61	76.19	No Improvement
6.	IT	63.33	72.21	Improved
	Total	65.30	67.05	Improved Slightly

The percentage of pass in the departments of ECE, CSE and IT is observed to be more compared to the average percentage of pass of the institution.

The percentage of Civil Engineering Department is also below the satisfactory level. After a thorough review on the results, it is resolved to request the HODs of all departments to invest more efforts and to work with faculty members of their departments to achieve more percentage of pass from their departments. It is further to suggest HODs to initiate remedial measures to improve the results.

The result analysis of B.Tech., III Year– II Semester has been discussed on the basis of the results released. Total candidates appeared for III Year Examination = 1108 and no. of candidates passed = 796, and the average percentage of pass of students is 71.84%. The individual department pass percent is

S.No	Department	Pass % for the AY 2017 – 18	Pass % for the AY 2018 – 19	Observation on Pass %
1.	Civil	65.99	55.15	No Improvement
2.	EEE	58.99	67.14	Improved
3.	Mechanical	50.06	61.40	Improved
4.	ECE	64.24	76.76	Improved
5.	CSE	73.22	93.71	Improved
6.	IT	54.90	77.59	Improved
	Total	63.58	71.84	Improved



PRAGATI ENGINEERING COLLEGE (Autonomous)

Internal Quality Assurance Cell

The percentage of pass in the departments of ECE, CSE and IT is observed to be more compared to the average percentage of pass of the institution.

It is observed that the average percentage of pass of students of Civil Engineering Department is on the lower side and not up to the mark of satisfaction. For the remaining departments the average percentage of pass has been increased when compared to the previous academic year 2017 – 18 pass percentage.

The result analysis of B.Tech., IV Year– II Semester has been done on the basis of the results released. Total candidates appeared for IV Year Examination = 1200 and no. of candidates passed = 935, and the average percentage of pass of students is 77.92%. The individual department pass percent is

S.No	Department	Pass % for the AY 2017 – 18	Pass % for the AY 2018 – 19	Observation on Pass Percentage
1.	Civil	73.11	82.27	Improved
2.	EEE	68.15	37.78	No Improvement
3.	Mechanical	88.28	77.74	No Improvement
4.	ECE	83.39	85.90	Improved
5.	CSE	89.31	90.00	Improved
6.	IT	86.11	88.24	Improved
	Total	82.29	77.92	No Improvement

The percentage of pass in the departments of Civil, ECE, CSE and IT is observed to be more compared to the average percentage of pass of the institution.

It is observed that average percentage of pass is 77.92% which is decreased when compared to the previous Academic year average percentage of pass. A decrease of 4.37% have been noticed, which is not satisfactory. After a thorough review on the results, it is resolved to request the HODs of all departments to invest more and more efforts of hard work with faculty members of their concerned departments to achieve a better percentage of pass from their departments.

Resolution – 5: It is resolved to request all HODs to motivate their faculty to take up the assigned works related to NBA for completion in the prescribed formats and to guide them accordingly.

Resolution – 6: It is resolved to suggest all HODs to initiate proper measures to enhance the departmental strengths in all aspects.

Resolution – 7: It is resolved to suggest the HODs of the concerned departments to inspire and motivate the faculty to take up research activity which can lead to guide the research scholars pursuing Ph.D., programmes. It is also resolved to request all HODs to encourage their faculty members to apply for the funding projects to attain sponsored research from funding agencies and to encourage faculty to publish their research work in reputed Scopus / SCI / AIEEE journals.